



City of Elkhart
Elkhart Municipal Airport

BOARD OF AVIATION COMMISSIONERS
Wednesday April 24, 2024
Elkhart Municipal Airport, First Floor
Administration Building
1211 CR 6 West
Elkhart, IN 46514

Meeting AGENDA

1. Call to Order:
2. Approval of Minutes: March 27, 2024
3. Approval of Claims:
4. Airport Manager's Report:
5. New Business:
 - a. Ratify agreement between EKM & Oracle Elevator for emergency repairs of Control Tower elevator.
 - b. Agreement between EKM & Old Republic Insurance for Air Traffic Control Tower liability insurance.
 - c. Permission to advertise the re-packaged T-Hangar & Taxilane project.
6. Privilege of the floor
7. Adjournment
8. **NEXT REGULAR BOAC MEETING 05/29/24 4:00 p.m.**

Rod Roberson
Mayor

Andy Jones
Airport Director

Elkhart Municipal Airport
1211 CR 6 W
Elkhart, Indiana 46514

Maintenance:
574.361.2123

Administration Office:
574.264.5217

BOAC Members

Doug Thorne, President

Bruce Shreiner, V.P.

Tom Shoff, Treasurer

Shari Mellin, Secretary

City of Elkhart
Board of Aviation Commissioners Meeting
March 27, 2024

The Board of Aviation Commissioners meeting was called to order by Commissioner Doug Thorne at 4:00 pm on Wednesday, March 27, 2024 at the Elkhart Municipal Airport Administration Building, 1211 CR 6 W, Elkhart, Indiana 46514. Commissioner Bruce Shreiner was present and Commissioners Tom Shoff & Shari Mellin were present via Webex. Also present were: Andy Jones, Karen Shaw, Bruce Maclachlan, & Kevin Davis. Councilman Dwight Fish attended via Webex.

Motion to Amend Today's Agenda:

Mr. Thorne made a motion to amend today's agenda to include approval of the FAA Operations & Maintenance Manual agreement. Mrs. Mellin made a MOTION to amend the agenda to include this document. Mr. Shreiner SECONDED. There being no further discussion, the motion to amend today's agenda PASSED unanimously.

Approval of Minutes:

Mr. Shreiner made a MOTION to approve the minutes of the February 28, 2024 meeting. Mr. Shoff SECONDED the motion. There being no further discussion, the motion PASSED unanimously.

Approval of Claims:

Mr. Shreiner made a MOTION to approve claims as submitted for \$41,776.65. Mrs. Mellin SECONDED the motion. Mr. Shreiner asked about the light gun repair. Andy advised this piece of equipment is located in the ATCT and required for safety reasons. It emits three different colored lights and is used to communicate with pilots and ground vehicles in the event of a radio communication failure. Andy further advised there are no viable manufacturers of light guns/repairs in the United States. Canada is the closest country that deals with these kinds of items. There being no further discussion, the motion PASSED unanimously.

Airport Manager's Report:

Andy advised the administration building renovations are coming along nicely. Andy further advised he had the water in the building's water tested and as suspected tested at the highest level of hardness. The hardness of the water explains why the plumbing fixtures life spans have been so short. A water softener is to be installed to reduce the water hardness. Andy advised that he will have further meetings with Kevin Davis regarding the coyote trapping agreement. Andy further advised the new wildlife fence does not keep all critters out, and even though our maintenance staff & air traffic controllers are always on the lookout for wildlife, they can present a hazard for aircraft. Andy advised he has met with Indiana Flight Center (IFC) to work through their T-Hangar project. Andy further advised he is still working with IFC & Wheels Up regarding the fuel tanks, as he would like to see the City of Elkhart get out of the underground fuel service. There are still more meetings to take place before anything is decided.

New Business:

Mr. Thorne advised the first item under New Business is the T-Hangar resolution agreement. Andy advised this agreement will allow him to sign T-Hangar agreements only in the rare instance when a tenant wants to move in before the board can meet; therefore not making the tenant wait a long while until they can move into a vacant hangar. Andy further advised if this happens, the board will ratify his signature at the next board meeting. This resolution was drafted by Kevin Davis. Mr. Shreiner made a MOTION to approve the T-Hangar resolution & agreement. Mrs. Mellin SECONDED. There being no further discussion, the motion PASSED unanimously.

City of Elkhart
Board of Aviation Commissioners Meeting
March 27, 2024

Mr. Thorne advised the next item under New Business is the FAA weather observation policy & agreement. Andy advised this is a document required by the FAA for EKM's air traffic controller staff to disseminate weather observations to the flying public. All tower staff have been trained & certified to meet the requirements of this agreement. Mr. Shreiner made a MOTION to approve the FAA weather observation policy & agreement. Mr. Shoff SECONDED. There being no further discussion, the motion PASSED unanimously.

Mr. Thorne advised the next item under New Business is the updated agreement with Yoder Carpet. Andy advised the board approved an agreement last month, however, the scope of the work changed regarding carpet & flooring for the administration building renovations, and costs went up by \$2,000.00 for the stairway flooring. Andy further advised the updated agreement has been reviewed by the city legal department. Mrs. Mellin made a MOTION to approve the updated agreement with Yoder Carpet. Mr. Shreiner SECONDED. There being no further discussion, the motion PASSED unanimously.

Mr. Thorne advised the next item under New Business is Agreement between the Elkhart Clinic & City of Elkhart. Andy advised this agreement is for the air traffic controllers to receive their required annual FAA medical exams through the Elkhart Clinic and be paid by the Aviation Department. Andy further advised an air traffic controller still has the option of going to a doctor outside Elkhart Clinic, but it will not be reimbursable by the Aviation Department. Mr. Davis advised he is still working with the clinic to finalize wording and the final agreement should be ready next month. Mr. Shreiner made a MOTION to approve this agreement after legal approval. Mrs. Mellin SECONDED. There being no further discussion, the motion PASSED unanimously.

Mr. Thorne advised the next item under New Business is a donation fund expenditure. Andy advised he would like to get an aviation-themed painting framed. This is a large painting created by a veteran and estimated cost for framing is around \$800.00. Andy advised there is currently around \$4,900.00 in the Aviation donation fund, and would like the board's permission to use this for the framing. Mr. Shoff made a MOTION to approve the use of donation funds for this. Mrs. Mellin SECONDED. There being no further discussion, the motion PASSED unanimously.

Mr. Thorne advised the last item under New Business is the FAA Operations & Maintenance Manual (OMM) agreement. Andy advised this document outlines the process & procedures for all operations & maintenance of navigational airport equipment. FAA airfield inspector Steve Showalter informed Andy that the agreement should be updated by the FAA every three years. This agreement has been reviewed by the legal department. Mr. Shoff made a MOTION to approve the FAA OMM. Mrs. Mellin SECONDED. There being no further discussion, the motion PASSED unanimously.

Privilege of the Floor:

Mr. Thorne opened comments. There were none.

Adjournment:

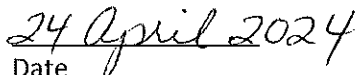
Mr. Shoff made a MOTION to adjourn. Mrs. Mellin SECONDED. There being no further discussion, the meeting adjourned.

Next regular BOAC meeting is scheduled for Wednesday, April 24 27, 2024 at 4pm. Location will be the Elkhart Municipal Airport Administration Building, 1211 County Road 6 W., Elkhart, IN 46514 & via WebEx.

City of Elkhart
Board of Aviation Commissioners Meeting
March 27, 2024

Respectfully Submitted,


Shari Mellin – Aviation Board Secretary


Date

BOARD OF AVIATION COMMISSION

CLAIM AND ALLOWANCE DOCKET

I HEREBY CERTIFY THAT EACH OF THE ABOVE LISTED VOUCHERS AND INVOICES OR BILLS ATTACHED THERETO ARE TRUE AND CORRECT AND I HAVE AUDITED SAME IN ACCORDANCE WITH IC 5-11-10-1.6. I ALSO HEREBY CERTIFY THAT THESE VOUCHERS AND INVOICES REPRESENT GOODS AND/OR SERVICES THAT ARE FOR THE BENEFIT OF THE CITY OF ELKHART AND THAT APPROPRIATIONS FOR THESE EXPENDITURES HAVE BEEN DULY MADE OR OTHERWISE AUTHORIZED BY THE CITY COUNCIL AND OTHER APPROPRIATE AUTHORITY.

April 22nd, 2024


ERIN KOONS - DEPUTY CITY CONTROLLER

IN RELIANCE ON THE ABOVE CERTIFICATION, CLAIMS IN THE TOTAL AMOUNT OF **\$32,401.21** AS LISTED ON THE REGISTER ATTACHED HERETO CONSISTING OF 5 PAGES, ARE HEREBY APPROVED EXCLUDING ANY CLAIMS WITHHELD AS SHOWN ON THE SEPARATE SUMMARY OF PENDING CLAIMS.

EXECUTED THIS 24TH DAY OF APRIL 2024 BY:


PRESIDENT

DOUG THORNE

VICE PRESIDENT


BRUCE SHREINER

SECRETARY
Treasurer


TOM SHOFF

TREASURER
Secretary


SHARI MELLIN

MEMBER

ORIGINAL COPY MUST BE RETAINED IN THE CONTROLLER'S OFFICE

BOARD OF AVIATION COMMISSION

CLAIM AND ALLOWANCE DOCKET

I HEREBY CERTIFY THAT EACH OF THE ABOVE LISTED VOUCHERS AND INVOICES OR BILLS ATTACHED THERETO ARE TRUE AND CORRECT AND I HAVE AUDITED SAME IN ACCORDANCE WITH IC 5-11-10-1.6. I ALSO HEREBY CERTIFY THAT THESE VOUCHERS AND INVOICES REPRESENT GOODS AND/OR SERVICES THAT ARE FOR THE BENEFIT OF THE CITY OF ELKHART AND THAT APPROPRIATIONS FOR THESE EXPENDITURES HAVE BEEN DULY MADE OR OTHERWISE AUTHORIZED BY THE CITY COUNCIL AND OTHER APPROPRIATE AUTHORITY.

April 22nd, 2024


ERIN KOONS - DEPUTY CITY CONTROLLER

IN RELIANCE ON THE ABOVE CERTIFICATION, CLAIMS IN THE TOTAL AMOUNT OF \$32,401.21 AS LISTED ON THE REGISTER ATTACHED HERETO CONSISTING OF 5 PAGES, ARE HEREBY APPROVED EXCLUDING ANY CLAIMS WITHHELD AS SHOWN ON THE SEPARATE SUMMARY OF PENDING CLAIMS.

EXECUTED THIS 24TH DAY OF APRIL 2024 BY:

PRESIDENT

DOUG THORNE

VICE PRESIDENT

BRUCE SHREINER

SECRETARY

TOM SHOFF

TREASURER

SHARI MELLIN

MEMBER

ENTERED
against SS
04.24.24 ✓

ORIGINAL COPY MUST BE RETAINED IN THE CONTROLLER'S OFFICE

03/13/13



City of Elkhart

City of Elkhart

Expense Approval Report

By Fund

Vendor Name	Payable Number	Past Date	Description (Item)	Account Number	Amount
Fund: 2206 - AVIATION					
MID-CITY SUPPLY CO INC	54578487.001	04/24/2024	Item for admin renov	2206-5-201-4430500	978.94 ✓
MENARD, INC	50949	04/24/2024	Items for admin renov	2206-5-201-4430500	109.21 ✓
MENARD, INC	51085	04/24/2024	Items for admin renov	2206-5-201-4430500	196.11 ✓
MENARD, INC	51094	04/24/2024	Items for admin renov	2206-5-201-4430500	65.92 ✓
CINTAS CORP.	4187459278	04/24/2024	Uniform cleaning contract	2206-5-201-4360400	32.47 ✓
MENARD, INC	51149	04/24/2024	Items for admin renov	2206-5-201-4430500	46.91 ✓
MENARD, INC	51150	04/24/2024	Items for admin renov	2206-5-201-4430500	5.99 ✓
MENARD, INC	51153	04/24/2024	Credit on Inv 51150	2206-5-201-4430500	-5.99 ✓
MENARD, INC	51154	04/24/2024	Items for admin renov	2206-5-201-4430500	5.80 ✓
MENARD, INC	51159	04/24/2024	Items for admin renov	2206-5-201-4430500	153.00 ✓
MENARD, INC	51171	04/24/2024	Items for admin renov	2206-5-201-4430500	19.96 ✓
MENARD, INC	51176	04/24/2024	Items for admin renov	2206-5-201-4430500	9.07 ✓
MENARD, INC	51220	04/24/2024	Items for admin renov	2206-5-201-4430500	3.79 ✓
MENARD, INC	51221	04/24/2024	Items for admin renov	2206-5-201-4430500	37.98 ✓
MENARD, INC	51251	04/24/2024	Items for admin renov	2206-5-201-4430500	12.54 ✓
MENARD, INC	51284	04/24/2024	Items for admin renov	2206-5-201-4430500	23.73 ✓
MENARD, INC	51292	04/24/2024	Items for admin renov	2206-5-201-4430500	16.74 ✓
HAWKINS WATER TECH, INC	1053023	04/24/2024	Cooler rent for maint dept	2206-5-201-4220150	12.50 ✓
ORACLE ELEVATOR HOLDCO I	SIN263668	04/24/2024	Trouble-shoot service for elev	2206-5-201-4360100	774.00 ✓
ELKHART CLINIC, LLC	040224	04/24/2024	ATC annual medical exam	2206-5-201-4220320	180.00 ✓
CINTAS CORP.	4188224673	04/24/2024	Uniform cleaning contract	2206-5-201-4360400	32.47 ✓
MENARD, INC	51553	04/24/2024	Items for admin renov	2206-5-201-4430500	5.68 ✓
MENARD, INC	51563	04/24/2024	Items for admin renov	2206-5-201-4430500	5.68 ✓
MENARD, INC	51575	04/24/2024	Items for admin renov	2206-5-201-4430500	21.98 ✓
MENARD, INC	51612	04/24/2024	Items for admin renov	2206-5-201-4430500	199.61 ✓
MENARD, INC	51624	04/24/2024	Items for admin renov	2206-5-201-4430500	116.43 ✓
MENARD, INC	51625	04/24/2024	Items for admin renov	2206-5-201-4430500	31.50 ✓
MENARD, INC	51629	04/24/2024	Credit on Inv 51612	2206-5-201-4430500	-143.67 ✓
MENARD, INC	51631	04/24/2024	Items for admin renov	2206-5-201-4430500	143.67 ✓
MENARD, INC	51675	04/24/2024	Items for admin renov	2206-5-201-4430500	4.18 ✓
MENARD, INC	51733	04/24/2024	Items for admin renov	2206-5-201-4430500	70.29 ✓
MENARD, INC	51742	04/24/2024	Items for admin renov	2206-5-201-4430500	27.83 ✓
MENARD, INC	51901	04/24/2024	Items for admin renov	2206-5-201-4430500	30.73 ✓
MENARD, INC	51908	04/24/2024	Items for admin renov	2206-5-201-4430500	29.74 ✓
YODER OIL COMPANY INC	0799762-IN	04/24/2024	Fuel for maint vehicles	2206-5-201-4220210	716.44 ✓
CINTAS CORP.	4188894305	04/24/2024	Uniform cleaning contract	2206-5-201-4360400	32.47 ✓
FRANGER GAS COMPANY INC	443749	04/24/2024	Propane fuel for maint dept	2206-5-201-4220210	29.70 ✓
MENARD, INC	51953	04/24/2024	Items for admin renov	2206-5-201-4430500	305.53 ✓
MENARD, INC	51954	04/24/2024	Items for admin renov	2206-5-201-4430500	31.94 ✓
MENARD, INC	52037	04/24/2024	Items for admin renov	2206-5-201-4430500	13.49 ✓
MENARD, INC	52055	04/24/2024	Items for admin renov	2206-5-201-4430500	35.02 ✓
MICHIANA CONTRACTING INC	2331011	04/24/2024	Runway 18-36 Regulator	2206-5-201-4440500	21,990.00 ✓
MENARD, INC	52100	04/24/2024	Items for admin renov	2206-5-201-4430500	529.93 ✓
MENARD, INC	52101	04/24/2024	Items for admin renov	2206-5-201-4430500	6.87 ✓
MENARD, INC	52105	04/24/2024	Items for admin renov	2206-5-201-4430500	242.20 ✓
MENARD, INC	52121	04/24/2024	Items for admin renov	2206-5-201-4430500	112.32 ✓
MENARD, INC	52136-01	04/24/2024	Items for admin renov	2206-5-201-4430500	19.73 ✓
BOLT ACQUIRECO INC	126163746	04/24/2024	Part needed for HVAC service	2206-5-201-4360100	17.50 ✓
MENARD, INC	52197	04/24/2024	Items for admin renov	2206-5-201-4430500	1,289.22 ✓
MENARD, INC	52335	04/24/2024	Items for admin renovations	2206-5-201-4430500	166.06 ✓
MENARD, INC	52341	04/24/2024	Items for admin renovations	2206-5-201-4430500	13.98 ✓
MENARD, INC	52347	04/24/2024	Credit on inv 52197	2206-5-201-4430500	-179.00 ✓
ORACLE ELEVATOR HOLDCO I	O-86053b	04/24/2024	Completion of payment for In	2206-5-201-4360100	908.00 ✓

Expense Approval Report

Vendor Name	Payable Number	Post Date	Description (Item)	Account Number	Amount
CINTAS CORP.	4189620302	04/24/2024	Uniform cleaning contract	2206-5-201-4360400	32.47 ✓
MENARD, INC	52411	04/24/2024	Items for admin renovations	2206-5-201-4430500	90.04 ✓
W.W. GRAINGER, INC.	9087406428	04/24/2024	Water heater for upstairs adm	2206-5-201-4430500	186.54 ✓
MENARD, INC	52473	04/24/2024	Item for admin renov	2206-5-201-4430500	37.72 ✓
			Fund 2206 - AVIATION Total:		29,882.96
			Grand Total:		29,882.96

Fund Summary

Fund	Expense Amount
2206 - AVIATION	29,882.96
Grand Total:	<u>29,882.96</u>

Account Summary

Account Number	Account Name	Expense Amount
2206-5-201-4220150	Operating Supplies	12.50
2206-5-201-4220210	Gasoline	746.14
2206-5-201-4220320	Medical, Surgical	180.00
2206-5-201-4360100	Repairs & Maint - Bldg	1,699.50
2206-5-201-4360400	Maintenance Contract	129.88
2206-5-201-4430500	Buildings	5,124.94
2206-5-201-4440500	Other Equipment	21,990.00
Grand Total:		<u>29,882.96</u>

Project Account Summary

Project Account Key	Expense Amount
None	29,882.96
Grand Total:	<u>29,882.96</u>



City of Elkhart

City of Elkhart

Expense Approval Report

By Fund

Payment Dates 3/25/2024 - 4/21/2024

Vendor Name	Payable Number	Post Date	Description (Item)	Account Number	Amount
Fund: 2206 - AVIATION					
ORACLE ELEVATOR HOLDCO I	O-086053	04/15/2024	50% payment for emergency r	2206-5-201-4360100	908.00 ✓
COMCAST CABLE	INV0002128	04/19/2024	8771402050907656 1139 C	2206-5-201-4320400	74.07 ✓
COMCAST CABLE	INV0002129	04/19/2024	8771402050907961 1121 C	2206-5-201-4320400	184.12 ✓
ELKHART PUBLIC UTILITIES	INV0002132	04/19/2024	1203336003 1211 CR6W	2206-5-201-4350400	60.11 ✓
ELKHART PUBLIC UTILITIES	INV0002134	04/19/2024	1203335600 1139 CR 6W	2206-5-201-4350400	53.95 ✓
ELKHART PUBLIC UTILITIES	INV0002136	04/19/2024	1203335800 1205 CR 6W 2B	2206-5-201-4350400	10.85 ✓
NORTHERN INDIANA PUBLIC S	INV0002139	04/19/2024	7375580016 1321 CR 7	2206-5-201-4350200	259.33 ✓
NORTHERN INDIANA PUBLIC S	INV0002140	04/19/2024	6440000093 1211 CR 6W	2206-5-201-4350200	967.82 ✓
Fund 2206 - AVIATION Total:					2,518.25
Grand Total:					2,518.25

Report Summary

Fund Summary

Fund	Payment Amount
2206 - AVIATION	<u>2,518.25</u>
Grand Total:	2,518.25

Account Summary

Account Number	Account Name	Payment Amount
2206-5-201-4320400	Telephone & Communic	258.19
2206-5-201-4350200	Natural Gas	1,227.15
2206-5-201-4350400	Water & Sewer	124.91
2206-5-201-4360100	Repairs & Maint - Bldg	<u>908.00</u>
	Grand Total:	2,518.25

Project Account Summary

Project Account Key	Payment Amount
None	<u>2,518.25</u>
Grand Total:	2,518.25



City of Elkhart, Indiana
the city with a heart

MEMORANDUM

DATE: April 2, 2024

TO: Board of Aviation Commissioners

FROM: Andy Jones

RE: **Agreement & BOAC President signature between the Elkhart Municipal Airport & Oracle Elevator for Emergency Repairs of tower elevator.**

Please approve the attached agreement between Oracle Elevator & Elkhart Municipal Airport (EKM). This agreement outlines the emergency elevator work that Oracle Elevator will perform in order for EKM to be compliant with the Department of Homeland Security elevator code. This work entails replacement of the elevator emergency light battery and ADA phone per Inspection Report State #100962. This agreement has been approved by the City legal department and I ask the BOAC to approve this agreement **AND** give permission to the BOAC President to sign this agreement on behalf of the City.

Please approve the attached agreement between Oracle Elevator & Elkhart Municipal Airport AND give permission for the Board of Aviation Commissioners President to sign this agreement.

Thank you,


Andy Jones



STANDARD REPAIR AGREEMENT

Date: April 11, 2024
 Estimate: O-086053 Serial No: 100962
Account: A-19976
 Elkhart Air Traffic Control
 1139 County Road 6, Elkhart, IN 46514

 Contact Person: Andy Jones
 E-mail: andy.jones@coel.org

Oracle Hold Co. Referred to herein as
 "Elevated."
 5538 W. Raymond Street
 Indianapolis, IN 46241

 Tori Matlock
 Email: tori.matlock@efsteam.com
 Office: (317) 285-0231
 Fax: (317) 449-5955

We will provide the necessary labor and materials to perform the following work:

- Replace elevator emergency light battery and ADA phone, as per Inspection Report (state # 100962).

PRICE

ONE THOUSAND EIGHT HUNDRED SIXTEEN Dollars (\$1,816.00).

PAYMENT SCHEDULE

50% down payment is required prior to material orders. The remaining balance is due upon completion of the work.

WORKING HOURS

All work will be performed during normal working hours of the elevator trade, 8AM-4:30PM, Monday through Friday.

STANDARD REPAIR AGREEMENT



ACCEPTANCE

A returned copy of the proposal, properly signed and dated and approved by Elevated Facility Services, shall constitute the contract between us and will be our authorization to order materials and schedule the work.

It is understood that Elevated Facility Services (the "Company") will arrange to install the material necessary to complete your job and shall be upon you or your authorized representative signing the final acceptance that the installation is satisfactory and complete. You agree to pay the Company the amount specified above which will cover the costs of labor and materials. Should it become necessary to collect any of the money due us under this agreement with you, through an attorney, then you shall pay all cost of collections, including a reasonable attorney's fee. Any changes made by you in the above specifications necessitating additional labor or materials shall not be included or covered by this proposal but shall be provided for in a separate and additional signed agreement by both parties. There shall be no liability for delays due to causes beyond our control. Accounts in arrears thirty (30) days will be assessed with a monthly service charge of 1.5%. This proposal and payment agreement shall be the whole agreement between the parties and shall not be altered except by written agreement. In consideration of the performance of the services and the furnishing of the materials, it is expressly understood that the Company assumes no liability for accidents, injuries to persons or damage to property occurring on or near any part of the elevator system which is the subject of this Agreement regardless of the cause of any such accident, bodily injury or property damage and regardless of any negligence upon the part of the Company, its employees or officers.

Each party ("Indemnifying Party") will, at its sole cost, indemnify, defend and hold the other party ("Indemnified Party") and such Indemnified Party's affiliates harmless, together with their respective employees and agents, from and against any and all claims, losses, demands and actions and any liabilities, damages or expenses resulting therefrom (including court costs and reasonable attorneys' fees), arising out of or related to any breach of this Agreement by the Indemnifying Party. Indemnified Party shall (i) notify Indemnifying Party in writing about the raised claim in a timely manner; and (ii) authorize Indemnifying to lead and settle the legal proceedings (provided that no such settlement shall include an admission of liability or guilt by Indemnified Party without Indemnified Party's prior written consent) at Indemnifying Party's own cost, with Indemnified Party providing reasonable cooperation and support as requested by the Indemnifying Party. The indemnification shall not exceed the sum of One Million Dollars (\$1,000,000.00) per occurrence or the aggregate of \$5,000,000 ("Indemnity Limit"). The parties acknowledge and agree that the Indemnity Limit bears a reasonable commercial relationship to the services provided under this Agreement and the risks attendant to such services. The indemnification set forth in this clause sets forth the entire liability and obligation of the Indemnifying Party and the sole and exclusive remedy for the indemnified party for the damages covered under this clause. The indemnification shall survive termination of this Agreement.

It is understood that the elevator, always, is owned by you and that you are solely responsible for its safe operation.

Proposed by:

Tori Matlock *Cory Emot*
Customer Service Associate - GM
tori.matlock@efsteam.com

[Signature]

Signature

4-15-2024

Date

Accepted by:

W. Douglas Thorne

Print Name

[Signature]

Signature

B.O.A.C. President

Title

4/12/24

Date

Estimate: O-086053

STANDARD REPAIR AGREEMENT



City of Elkhart, Indiana
the city with a heart

MEMORANDUM

DATE: April 24, 2024

TO: Board of Aviation Commissioners

FROM: Andy Jones

RE: **Agreement between EKM & Old Republic Insurance Company for required Air Traffic Control Tower liability insurance policy & request for the Board President to sign this agreement.**

Please approve the attached agreement between Old Republic Insurance Company & Elkhart Municipal Airport. This agreement outlines the May 2024 to May 2025 air traffic control tower liability insurance. This agreement has been approved by the City legal department and I ask the BOAC to approve this agreement **AND** give permission to the BOAC President to sign this agreement on behalf of the City.

Please approve the attached agreement and give permission for the Board of Aviation Commissioners President to sign this agreement.

Thank you,

Andy Jones

**City of Elkhart Elkhart Municipal Airport
2024 / 2025 Premises Liability Quotation**

TYPE	Airport Operator's Liability Insurance																																														
INSURER	OLD REPUBLIC INSURANCE COMPANY																																														
NAMED INSURED	City of Elkhart Elkhart Municipal Airport																																														
ADDRESS	1211 County Road 6 Elkhart, IN 46514																																														
POLICY PERIOD	May 22, 2024	To	May 22, 2025																																												
	Both at 12:01 a.m. Local Time at the address of the Named Insured.																																														
POLICY NUMBER	Renewal of	PR 002105 22																																													
AIRPORT LOCATION	EKM Elkhart Municipal Airport																																														
LIMITS OF INSURANCE	<table border="0"> <tr> <td>Bodily Injury and Property Damage Liability</td> <td></td> <td></td> <td></td> </tr> <tr> <td> Each Occurrence Limit</td> <td></td> <td></td> <td>\$ 5,000,000</td> </tr> <tr> <td>Products - Completed Operations Aggregate Limit</td> <td></td> <td></td> <td>\$ 5,000,000</td> </tr> <tr> <td>Malpractice Aggregate Limit</td> <td></td> <td></td> <td>Premises Limit</td> </tr> <tr> <td>Personal / Advertising Injury Aggregate Limit</td> <td></td> <td></td> <td>Premises Limit</td> </tr> <tr> <td>Fire Damage Limit Any One Fire</td> <td></td> <td></td> <td>\$ 100,000</td> </tr> <tr> <td>Medical Expense Limit Any One Person</td> <td></td> <td></td> <td>\$ 5,000</td> </tr> <tr> <td>Medical Expense Limit Any One Occurrence</td> <td></td> <td></td> <td>\$ 50,000</td> </tr> <tr> <td>Hangarkeepers Limit Any One Aircraft</td> <td></td> <td></td> <td>\$ 1,000,000</td> </tr> <tr> <td>Hangarkeepers Limit Any One Occurrence</td> <td></td> <td></td> <td>\$ 1,000,000</td> </tr> <tr> <td>Non-owned Aircraft Liability</td> <td></td> <td></td> <td>\$ 5,000,000</td> </tr> </table>			Bodily Injury and Property Damage Liability				Each Occurrence Limit			\$ 5,000,000	Products - Completed Operations Aggregate Limit			\$ 5,000,000	Malpractice Aggregate Limit			Premises Limit	Personal / Advertising Injury Aggregate Limit			Premises Limit	Fire Damage Limit Any One Fire			\$ 100,000	Medical Expense Limit Any One Person			\$ 5,000	Medical Expense Limit Any One Occurrence			\$ 50,000	Hangarkeepers Limit Any One Aircraft			\$ 1,000,000	Hangarkeepers Limit Any One Occurrence			\$ 1,000,000	Non-owned Aircraft Liability			\$ 5,000,000
Bodily Injury and Property Damage Liability																																															
Each Occurrence Limit			\$ 5,000,000																																												
Products - Completed Operations Aggregate Limit			\$ 5,000,000																																												
Malpractice Aggregate Limit			Premises Limit																																												
Personal / Advertising Injury Aggregate Limit			Premises Limit																																												
Fire Damage Limit Any One Fire			\$ 100,000																																												
Medical Expense Limit Any One Person			\$ 5,000																																												
Medical Expense Limit Any One Occurrence			\$ 50,000																																												
Hangarkeepers Limit Any One Aircraft			\$ 1,000,000																																												
Hangarkeepers Limit Any One Occurrence			\$ 1,000,000																																												
Non-owned Aircraft Liability			\$ 5,000,000																																												
DEDUCTIBLE	2500	Each and Every Loss as respects to Hangarkeepers																																													
	NIL	Each Occurrence	NIL Annual Aggregate																																												
ANNUAL PREMIUM	\$ 28,280	Excluding TRIA (Terrorism) and War/Extended Coverage																																													
PLUS																																															
OPTIONAL COVERAGE	\$ 2,828	TRIA (Terrorism)																																													
	\$ 2,828	War/Extended Coverage																																													

**City of Elkhart Elkhart Municipal Airport
2024 / 2025 Premises Liability Quotation**

CONDITIONS

Policy form: PR 201/202 (11/01) which includes, inter alia, the following exclusionary clauses:
War, Hi-jacking and Other perils exclusion clause, Noise and Pollution and Other Perils
exclusion clause, Radioactive Contamination exclusion clause

The following endorsements will be attached to the policy:

PR204 - Amendment of Noise and Pollution & Other Perils
PR210 - Amendment of Deductible Amounts and Conditions
PR212 - Fees and Expenses included within Deductible Endorsement
PR237 - Nuclear Risk Exclusion Clause
PR242 - Personal Injury Limitation Endorsement
PR248 - Volunteers Endorsement
PR258 - Airport Parachuting Exclusion
PR267 - Medical Expense Occurrence Limit
PA313 - Asbestos Exclusion
2000a - Date Recognition Exclusion Endorsement
2002A - Date Recognition Limited Coverage Endorsement
PRCAN - Standard Cancellation Provisions
CTXGA - Exclusions of Certified Acts of Terrorism
PR225- Control Tower Liability Extension Endorsement
PR220 - Immunity Waiver Endorsement

**QUOTATION
SUBJECT TO**

The insured not taking possession of any aircraft and not engaging in direct operations for moving, taxiing, towing or fueling of aircraft that does not belong to the insured.

There being no changes in operations/exposures since last application on file.

No losses from date quoted until date bound.

Old Republic Aerospace quotes and binders are based on our policy provisions, exclusions, conditions, limitations, definitions and endorsements.

Quote based on no losses from date quoted until date bound. Terms good for 30 days and contingent upon final review of all underwriting information and fully completed applications. State and municipal taxes are estimated, if applicable. We are not binding coverage at this time however we would be pleased to do so pending receipt of your firm order.



OLD REPUBLIC INSURANCE COMPANY

POLICYHOLDER DISCLOSURE- OFFER OF TERRORISM INSURANCE COVERAGE

You are hereby notified that under the Terrorism Risk Insurance Act as amended, you have a right to purchase insurance coverage for losses resulting from acts of terrorism, as defined in Section 102(1) of the Act: The term "act of terrorism" means any act that is certified by the Secretary of the Treasury – in consultation with the Secretary of Homeland Security, and the Attorney General of the United States – to be an act of terrorism; to be a violent act or an act that is dangerous to human life, property, or infrastructure; to have resulted in damage within the United States, or outside the United States in the case of certain air carriers or vessels or the premises of a United States mission; and to have been committed by an individual or individuals as part of an effort to coerce the civilian population of the United States or to influence the policy or affect the conduct of the United States Government by coercion.

YOU SHOULD KNOW THAT WHERE COVERAGE IS PROVIDED BY THIS POLICY FOR LOSSES RESULTING FROM CERTIFIED ACTS OF TERRORISM, SUCH LOSSES MAY BE PARTIALLY REIMBURSED BY THE UNITED STATES GOVERNMENT UNDER A FORMULA ESTABLISHED BY FEDERAL LAW. HOWEVER, YOUR POLICY MAY CONTAIN OTHER EXCLUSIONS WHICH MIGHT AFFECT YOUR COVERAGE, SUCH AS AN EXCLUSION FOR NUCLEAR EVENTS. UNDER THE FORMULA, THE UNITED STATES GOVERNMENT GENERALLY REIMBURSES 85 % through 2015; 84 % beginning on January 1, 2016; 83 % beginning on January 1, 2017; 82 % beginning on January 1, 2018; 81 % beginning on January 1, 2019 and 80 % beginning on January 1, 2020 OF COVERED TERRORISM LOSSES EXCEEDING THE STATUTORILY ESTABLISHED DEDUCTIBLE PAID BY THE INSURANCE COMPANY PROVIDING THE COVERAGE. THE PREMIUM CHARGED FOR THIS COVERAGE IS PROVIDED BELOW AND DOES NOT INCLUDE ANY CHARGES FOR THE PORTION OF LOSS THAT MAY BE COVERED BY THE FEDERAL GOVERNMENT UNDER THE ACT.

YOU SHOULD ALSO KNOW THAT THE TERRORISM RISK INSURANCE ACT, AS AMENDED, CONTAINS A \$100 BILLION CAP THAT LIMITS U.S. GOVERNMENT REIMBURSEMENT AS WELL AS INSURERS' LIABILITY FOR LOSSES RESULTING FROM CERTIFIED ACTS OF TERRORISM WHEN THE AMOUNT OF SUCH LOSSES IN ANY ONE CALENDAR YEAR EXCEEDS \$100 BILLION. IF THE AGGREGATE INSURED LOSSES FOR ALL INSURERS EXCEED \$100 BILLION, YOUR COVERAGE MAY BE REDUCED.

Acceptance or Rejection of Terrorism Insurance Coverage

FAILURE TO RETURN THIS SIGNED FORM PRIOR TO POLICY INCEPTION INDICATING AN ELECTION TO PURCHASE TERRORISM COVERAGE AS DEFINED BY THE ACT WILL BE DEEMED YOUR REJECTION OF TERRORISM COVERAGE. HOWEVER, PAYMENT OF THE TERRORISM COVERAGE PREMIUM PRIOR TO POLICY INCEPTION WILL BE DEEMED AN ACCEPTANCE OF THIS OFFER OF TERRORISM COVERAGE.

Please indicate your selection by an :

- I hereby elect to purchase terrorism coverage for a prospective premium of \$ _____.
- I hereby decline to purchase terrorism coverage for certified acts of terrorism. I understand that I will have no coverage for losses resulting from certified acts of terrorism.

	<i>Bruce D. Shreiner</i>
Name of Insured	Policyholder/Applicant's Signature
Old Republic Insurance Company	<i>Bruce D. Shreiner</i>
Name of Insurer	Print Name
	<i>4/24/24</i>
Policy Number	Date
Effective Date	Old Republic Aerospace, Inc.
OLD REPUBLIC AEROSPACE, INC.	1990 Vaughn Road, Suite 350
	Kennesaw, GA 30144

CLEVENGER INSURANCE AGENCY

Warsaw Office: 525 E. Center Street, Warsaw, IN 46580

Elkhart Office: 311 West Hively Avenue, Elkhart, IN 46517

Warsaw Office Phone: 574-267-2181

Elkhart Office Phone: 574-294-7612

info@clevengerins.com



CLEVENGER
INSURANCE AGENCY

COMMERCIAL RENEWAL SUMMARY

INSURED: City of Elkhart
RENEWAL DATE: 05/22/2024

Airport Location: Elkhart Municipal Airport
1211 County Road 6
Elkhart, IN 46514

AIRPORT OPERATORS LIABILITY COVERAGE SUMMARY: Old Republic Insurance Company (PR00210522)

Coverages	Expiring Coverage Limits	Proposed Coverage Limits
Each Occurrence	5,000,000	5,000,000
Products & Completed Ops	5,000,000	5,000,000
Malpractice Aggregate	5,000,000	5,000,000
Personal & Advertising Injury	5,000,000	5,000,000
Fire Damage Limit Any One Fire	100,000	100,000
Medical Expense	5,000 Any One Person/ 50,000 Any One Occurrence	5,000 Any One Person/ 50,000 Any One Occurrence
Hangarkeepers	1,000,000 Any One Aircraft/ 1,000,000 Any One Occurrence	1,000,000 Any One Aircraft/ 1,000,000 Any One Occurrence
Non-owned Aircraft Liability	5,000,000	5,000,000
Control Tower Liability	Extension Endorsement included.	Extension Endorsement included.

Deductible	2,500 Each and Every Loss as respects to Hangarkeepers	2,500 Each and Every Loss as respects to Hangarkeepers
------------	---	---

OPTIONAL COVERAGES/RECOMMENDATIONS:

Coverage	Limit	Additional Premium
Add Terrorism & War/Extended Coverage	- \$	2,828.00

Notes:

Terrorism & War/Extended Coverage were declined last year.

PREMIUM SUMMARY:

Line of Coverage	Expiring Premium	Proposed Premium
Airport Operator's Liability Insurance	26,933.00 \$	28,280.00
Total Premium	26,933.00 \$	28,280.00

Shaw, Karen

From: Paul Shaffer <PShaffer@bfsengr.com>
Sent: Thursday, April 18, 2024 10:16 PM
To: Jones, Andy; Shaw, Karen
Cc: Andrew Maksymovitch; Tinisha Weigelt
Subject: EXTERNAL: EKM BOAC meeting - BF&S report
Attachments: April 2024 Engineer Meeting Agenda.docx; 6899_EKM_10-Unit T-Hangar_Re-Bid Itemized Proposal.pdf; 6899 T-HANGAR REVISED.pdf


Caution: This email originated from outside of the organization. Please take care when clicking links or opening attachments. When in doubt, contact your IT Department

Andy and Karen,

Please find the BF&S report for the BOAC meeting next Wednesday. INDOT and FAA released the new CIP funding levels, see the bottom of the report. They unfortunately have pushed the Runway 18-36 rehab construction out until next year due to funding shortages. They had several projects that were not funded last year that slid to this year coupled with the continuing resolution does not give the FAA the certainty on the discretionary funds needed for this year. Given this news we will not be advertising the runway project this year. You will see we would like to go ahead and readvertise the T-hangar project and Taxilanes as separate bid packages since the runway project is not advertising. The 10-unit box hangar concept turned out to be quite a bit more expensive than the nest t-hangar due to the additional square footage. We can discuss this more in depth in the meeting.

I will need to join virtually this month. Both my kids have sporting events that evening so I need to be home to shuffle kids. As always I am happy to chat though the items prior to the meeting.

Thanks,
Paul



Paul Shaffer, P.E.
Executive Vice President

Butler, Fairman & Seufert, Inc.
p 317-713-4615 e 317-370-2006
PShaffer@bfsengr.com | www.bfsengr.com

8450 Westfield Blvd., Suite 300, Indianapolis, IN 46240-8302

www.bfsengr.com



Disclaimer

This email has been scanned for viruses and malware, and may have been automatically archived by **Mimecast Ltd.**

**Elkhart Municipal Airport
Bid Package A - Taxi Lane Construction
Itemized Proposal**

ITEM NO.	SPEC. REF.	ITEM DESCRIPTION	UNIT	QUANTITY	UNIT PRICE	AMOUNT
General Site Work: Work outside of Building Footprint						
S1	CE-95-2.1	Production Staking by Contractor	L.S.	1		
S2	M-102-2.1-1	Maintenance of Traffic	L.S.	1		
S3	C-100	Contractor Quality Control Program	L.S.	1		
S4	C-105	Mobilization	L.S.	1		
S5	C-102-5.1	Installation and Removal of Temporary Sill Fence	L.F.	730		
S6	L-108 - 5.1	No. 8 AWG, 5 kV, L-824, Type C Cable, Installed in Trench, Duct Bank or Conduit	L.F.	200		
S7	L-108 - 5.2	No. 6 AWG, Solid, Bare Copper Counterpoise Wire, Installed in Trench or Plowed-In, Above the Duct Bank or Conduit, Including Connections/Terminations	L.F.	185		
S8	L-110-5.1	Concrete Encased Electrical Duct Bank, PVC, 2 BK 2"	L.F.	85		
S10	P-152-4.1	Unclassified Excavation (Waste disposed of on site)	C.Y.	3,996		
S11	INDOT 303	Compacted Aggregate, No. 53	C.Y.	1,300		
S12	P-403-8.2	Asphalt Base Course	TON	890		
S13	P-403-8.1	Asphalt Surface Course	TON	540		
S14	P-603-5.1	Emulsified Asphalt Tack Coat	Gal.	470		
S15	P-605-5.1	Asphalt Joint Sealing	L.F.	500		
S16	P-620-5.1	Pavement Marking, 6 in, Yellow, with Reflective Media	S.F.	300		
S17	D-701-5.1	Pipe, Corrugated Aluminum, 12 inch	L.F.	100		
S18	D-752-1.1	12 inch, Pipe End Section	Ea.	2		
S19	F-182-5.2	20' Powered Rolling Cantilever Gate (Black Vinyl Coated)	Ea.	1		
S20	T-901-5.1	Seeding	KSF	76		
Sub-Total						

Alternate 1 - Mill & Resurface Taxi Lane						
P1	C-105	Mobilization	L.S.	1		
P2	P-101-5.1	Cold Milling, 1.5"	SYD	2,650		
P3	P-403-8.1	Asphalt Surface Course, 1.5"	TON	230		
P4	P-603	Emulsified Asphalt Tack Coat	Gal.	320		
P5	P-620-5.1	Pavement Marking, 6 in, Yellow, with Reflective Media	S.F.	390		
Sub-Total						

Alternate 2 - Remove and Replace Hangar 39 Apron						
P6	C-105	Mobilization	L.S.	1		
P7	P-101-5.2	Pavement Removal	SYD	1,150		
P8	INDOT 303	Compacted Aggregate, No. 53	TON	391		
P9	P-403-8.2	Asphalt Base Course	TON	166		
P10	P-403-8.1	Asphalt Surface Course	TON	100		
P11	P-603	Emulsified Asphalt Tack Coat	Gal.	81		
Sub-Total						

**Elkhart Municipal Airport
Bid Package B - T-Hangar Construction
Itemized Proposal**

Engineer's Estimate

Base bid - 6 Unit T-Hangar						
B1	6-Unit Building	Pre-Engineered Building with Bi Fold Doors (Includes the building delivered to the site)	L.S.	1		
B2	6-Unit Building	General Construction Work (Includes floor slab, foundations, building erection, and excavation for the building. It does not include any site work beyond the building walls)	L.S.	1		
B3	6-Unit Building	Electrical (Includes Service Connection, main panel, sub panels, overhead lighting, outlets, door operators, coordination with power company, exterior poles and lighting)	L.S.	1		
Sub-Total						

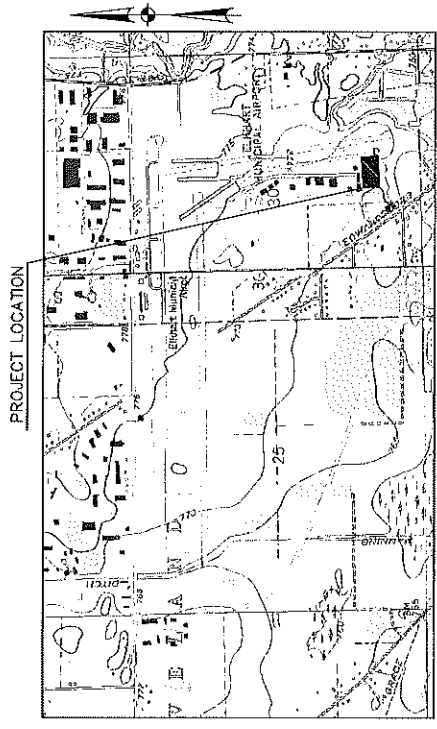
Alternate 1 - 8 Unit T-Hangar						
B1	8-Unit Building	Pre-Engineered Building with Bi Fold Doors (Includes the building delivered to the site)	L.S.	1		
B2	8-Unit Building	General Construction Work (Includes floor slab, foundations, building erection, and excavation for the building. It does not include any site work beyond the building walls)	L.S.	1		
B3	8-Unit Building	Electrical (Includes Service Connection, main panel, sub panels, overhead lighting, outlets, door operators, coordination with power company, exterior poles and lighting)	L.S.	1		
Sub-Total						

Alternate 2 - 10 Unit T-Hangar						
B1	10-Unit Building	Pre-Engineered Building with Bi Fold Doors (Includes the building delivered to the site)	L.S.	1		
B2	10-Unit Building	General Construction Work (Includes floor slab, foundations, building erection, and excavation for the building. It does not include any site work beyond the building walls)	L.S.	1		
B3	10-Unit Building	Electrical (Includes Service Connection, main panel, sub panels, overhead lighting, outlets, door operators, coordination with power company, exterior poles and lighting)	L.S.	1		
Sub-Total						

**CITY OF ELKHART BOARD OF AVIATION COMMISSIONERS
 ELKHART MUNICIPAL AIRPORT
 ELKHART, INDIANA
 TAXILANES - BID PACKAGE A
 10 - UNTI T-HANGER - BID PACKAGE B**

CITY OF ELKHART
 BOARD OF AVIATION COMMISSIONERS

PROJECT APPROVED BY THE CITY OF ELKHART
 BOARD OF AVIATION COMMISSIONERS IN THE
 JANUARY 31, 2024 BOARD MEETING



SHEET NO.	DESCRIPTION
01	TITLE AND INDEX SHEET
02	CONSTRUCTION SAFETY PASSING NOTES
03	CONSTRUCTION SAFETY PASSING NOTES
04	ALIGNMENT PLAN
05	PLAN AND PROFILE - LINE T-HAN-T
06	PAVEMENT GRADING PLAN
07	SITE PLAN
08	UTILITY PLAN
09	EROSION CONTROL DETAILS
10	EROSION CONTROL NOTES-1
11	EROSION CONTROL NOTES-2
12	MISCELLANEOUS DETAILS
13	BUILDING FLOOR PLAN
14	BUILDING ELECTRICAL PLAN
15	
16	
17	

NO.	REVISIONS	DATE	BY
1			
2			
3			
4			
5			

RECOMMENDED FOR APPROVAL: _____ DATE: _____

DESIGNED BY: _____ DRAWN BY: _____

CHECKED BY: _____

ELKHART MUNICIPAL AIRPORT
 TAXILANES AND T-HANGERS

TITLE AND INDEX SHEET

INDIANA

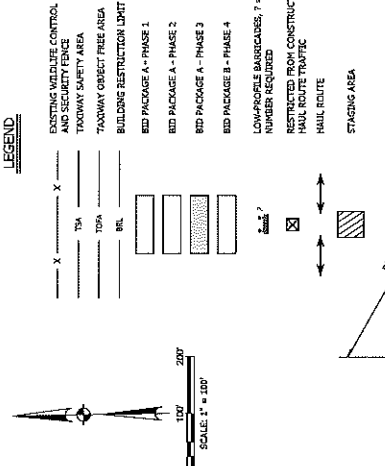
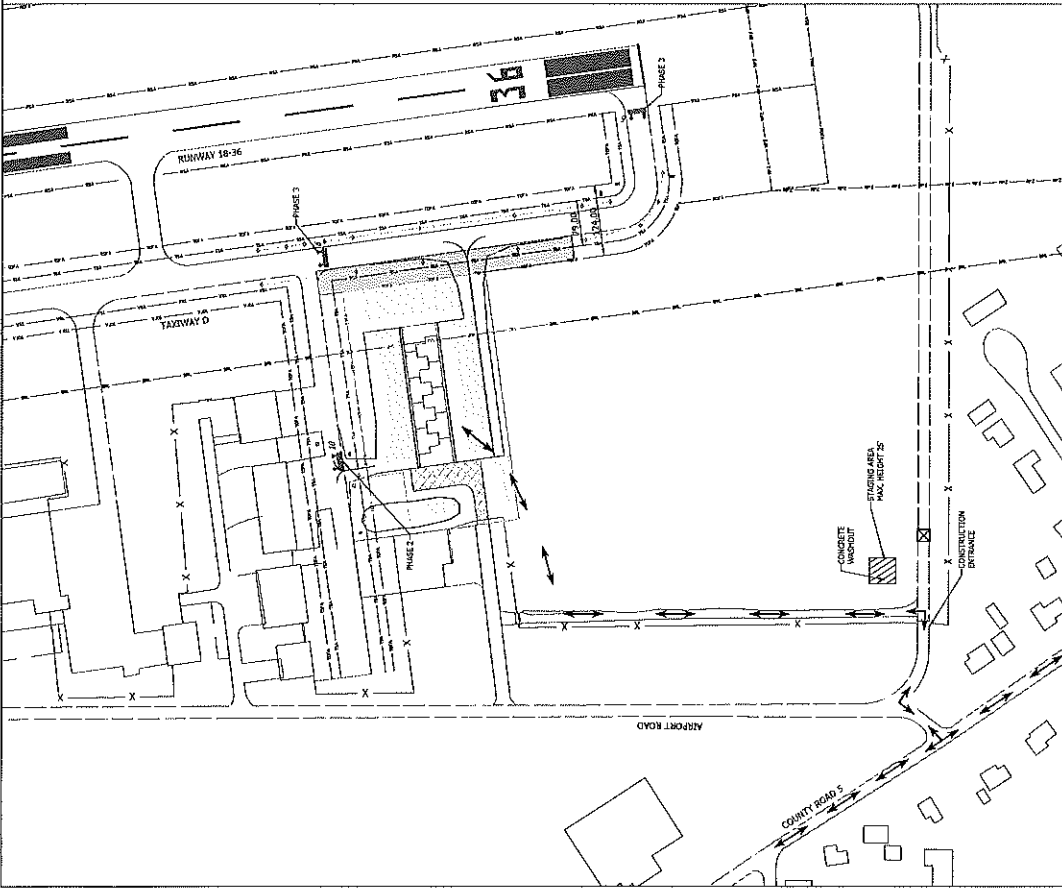
DATE: 01/31/24
 DRAWN BY: [Signature]
 CHECKED BY: [Signature]

PROJECT: 10 - UNTI T-HANGER

SCALE: N/A

DATE: 01/31/24

PROJECT: 10 - UNTI T-HANGER



SCHEDULE

PHASE 1: 60 CALENDAR DAYS

- NO AIRFIELD SURFACES CLOSED

PHASE 2: 30 CALENDAR DAYS

- TAXIWAY 8 FROM TAXIWAY TO RUNWAY 36 CLOSED

PHASE 3: 30 CALENDAR DAYS

- TAXIWAY 8 FROM TAXIWAY TO RUNWAY 36 CLOSED

GENERAL NOTES

1. PRIOR TO CLOSING ANY TAXIWAY, ALL REQUIRED BARRICADES AND CLOSURE CROSSINGS SHALL BE IN PLACE.
2. PRIOR TO REOPENING ANY TAXIWAY, THE FOLLOWING SHALL BE COMPLETED BY THE CONTRACTOR:
 - a. NO TRUCKS, HOUS OR WORKOPS GREATER THAN 1 INCH ARE PRESENT.
 - b. ALL SURFACES ARE CLEAR OF DEBRIS AND THE PAVEMENT HAS BEEN SWEEP WITH A VACUUM.
 - c. ALL BARRICADES AND CLOSURE CROSSINGS HAVE BEEN BENCHMARKED.
 - d. CONTRACTOR HAS COMPLETED A NIGHT-TIME INSPECTION WITH THE AIRPORT INSPECTOR.
 - e. ACCEPTED BY THE OWNER.
3. THE CONTRACTOR SHALL BE RESPONSIBLE FOR SUPPLYING, PLACING, MOVING, LIGHTING AND MAINTAINING THE BARRICADES DURING CONSTRUCTION OF THE ENTIRE PROJECT.
4. THE BARRICADES SHALL BE WEIGHED AND CAPABLE OF WITHSTANDING UP TO 110 M.P.H. WIND FORCES.
5. INSTALL A MINIMUM OF 2 BATTERY OPERATED RED PHOTOCELL LIGHTS EQUALLY SPACED ALONG EACH BARRICADE. PHOTOCELL LIGHTS SHALL BE BENCHMARKED SUCH THAT THEY SET AS TO BE READILY IDENTIFIED FROM DISTANCES OF 200' OR GREATER DURING DARKER PERIODS.
6. A MINIMUM OF 2 FLAGS NO MORE THAN 30" SQUARE MOUNTED TO THE BARRICADE AND NO MORE THAN 30" HIGH SHALL BE AFFIXED FOR EACH SPAN OF BARRICADES. FLAGS SHALL BE AVIATION GRADE (FED-STD-335, NO. 12157).
7. THE COST OF PROVIDING AND MAINTAINING BARRICADES SHALL BE INCIDENTAL TO MAINTENANCE OF TRAFFIC AND SHALL NOT BE A PAY ITEM.

LEGEND

EXISTING UTILITY CONTROL AND SECURITY FENCE

ROADWAY SAFETY AREA

TAXIWAY OBJECT FREE AREA

BUILDING RESTRICTION LIMIT

BED PACKAGE A - PHASE 1

BED PACKAGE A - PHASE 2

BED PACKAGE A - PHASE 3

BED PACKAGE B - PHASE 4

LOW-PROFILE BARRICADES, 7' # NUMBER REQUIRED

RESTRICTED TRUCK CONSTRUCTION

HAUL ROUTE

STAGING AREA

REVISIONS

NO.	DATE	BY	REMARK
1			
2			
3			
4			
5			

CONSTRUCTION SAFETY PHASING PLAN - OVERALL

PROJECT NO. 11-11-10-000

DATE: 11/11/10

SCALE: 1" = 100'

DESIGNED BY: [Name]

CHECKED BY: [Name]

DATE: [Date]

PROJECT: [Project Name]

NO.	DATE	BY	REMARK
1			
2			
3			
4			
5			

GENERAL NOTES

1. CONTRACTOR SUPPLIED BARRICADES SHALL BE PLACED 5' MAXIMUM SEPARATION; OR AS INSTRUCTED BY THE ENGINEER OR OWNER.
2. INSTALL WHERE INDICATED ON CONSTRUCTION SHEET PLAN OR IN LOCATIONS APPROVED BY THE ENGINEER OR OWNER.
3. THE CONTRACTOR SHALL BE RESPONSIBLE FOR SUPPLYING, PLACING, MOVING, LIGHTING AND MAINTAINING THE BARRICADES DURING CONSTRUCTION OF THE ENTIRE PROJECT.
4. THE BARRICADES SHALL BE WEIGHED AND CAPABLE OF WITHSTANDING UP TO 110 M.P.H. WIND FORCES.
5. INSTALL A MINIMUM OF 2 BATTERY OPERATED RED PHOTOCELL LIGHTS EQUALLY SPACED ALONG EACH BARRICADE. PHOTOCELL LIGHTS SHALL BE BENCHMARKED SUCH THAT THEY SET AS TO BE READILY IDENTIFIED FROM DISTANCES OF 200' OR GREATER DURING DARKER PERIODS.
6. A MINIMUM OF 2 FLAGS NO MORE THAN 30" SQUARE MOUNTED TO THE BARRICADE AND NO MORE THAN 30" HIGH SHALL BE AFFIXED FOR EACH SPAN OF BARRICADES. FLAGS SHALL BE AVIATION GRADE (FED-STD-335, NO. 12157).
7. THE COST OF PROVIDING AND MAINTAINING BARRICADES SHALL BE INCIDENTAL TO MAINTENANCE OF TRAFFIC AND SHALL NOT BE A PAY ITEM.

NO.	DATE	BY	REMARK
1			
2			
3			
4			
5			

CONSTRUCTION SAFETY PHASING PLAN - OVERALL

PROJECT NO. 11-11-10-000

DATE: 11/11/10

SCALE: 1" = 100'

DESIGNED BY: [Name]

CHECKED BY: [Name]

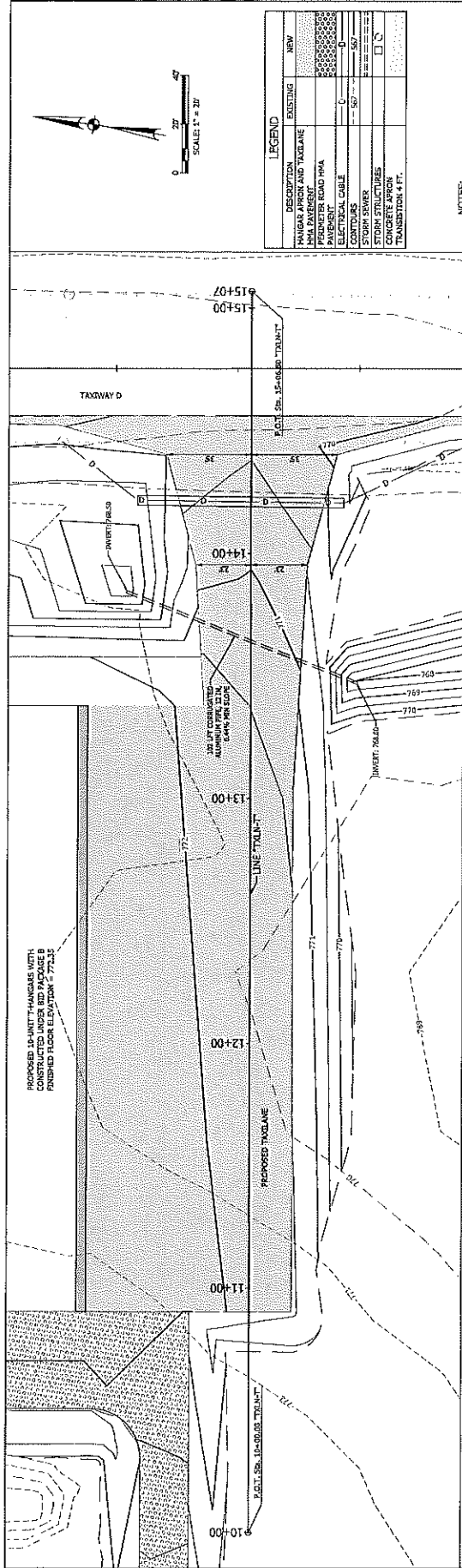
DATE: [Date]

PROJECT: [Project Name]

GENERAL NOTES

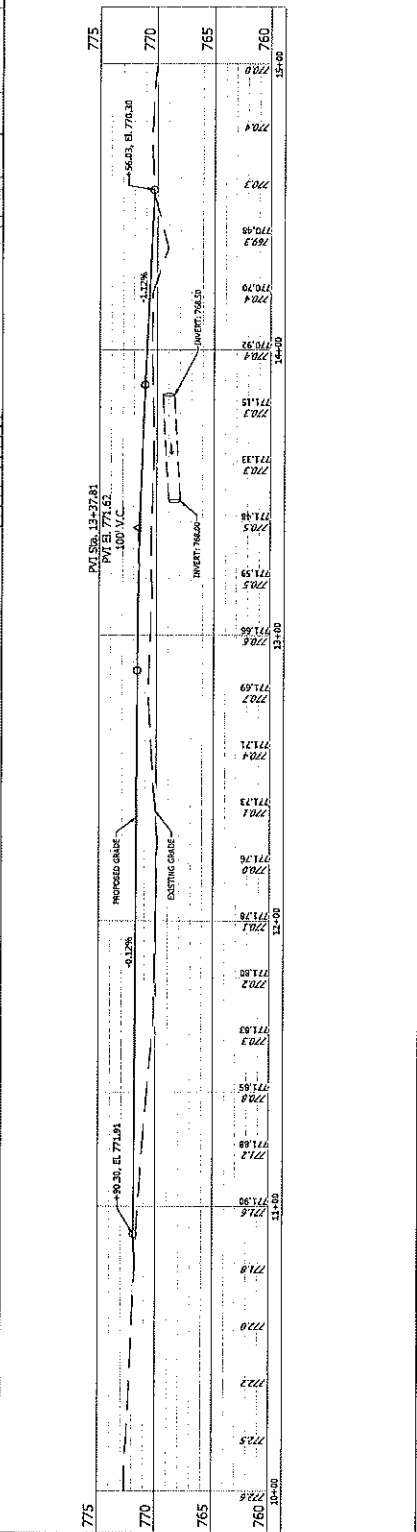
1. CONTRACTOR SUPPLIED BARRICADES SHALL BE PLACED 5' MAXIMUM SEPARATION; OR AS INSTRUCTED BY THE ENGINEER OR OWNER.
2. INSTALL WHERE INDICATED ON CONSTRUCTION SHEET PLAN OR IN LOCATIONS APPROVED BY THE ENGINEER OR OWNER.
3. THE CONTRACTOR SHALL BE RESPONSIBLE FOR SUPPLYING, PLACING, MOVING, LIGHTING AND MAINTAINING THE BARRICADES DURING CONSTRUCTION OF THE ENTIRE PROJECT.
4. THE BARRICADES SHALL BE WEIGHED AND CAPABLE OF WITHSTANDING UP TO 110 M.P.H. WIND FORCES.
5. INSTALL A MINIMUM OF 2 BATTERY OPERATED RED PHOTOCELL LIGHTS EQUALLY SPACED ALONG EACH BARRICADE. PHOTOCELL LIGHTS SHALL BE BENCHMARKED SUCH THAT THEY SET AS TO BE READILY IDENTIFIED FROM DISTANCES OF 200' OR GREATER DURING DARKER PERIODS.
6. A MINIMUM OF 2 FLAGS NO MORE THAN 30" SQUARE MOUNTED TO THE BARRICADE AND NO MORE THAN 30" HIGH SHALL BE AFFIXED FOR EACH SPAN OF BARRICADES. FLAGS SHALL BE AVIATION GRADE (FED-STD-335, NO. 12157).
7. THE COST OF PROVIDING AND MAINTAINING BARRICADES SHALL BE INCIDENTAL TO MAINTENANCE OF TRAFFIC AND SHALL NOT BE A PAY ITEM.

NO.	DATE	BY	REMARK
1			
2			
3			
4			
5			



DESCRIPTION	EXISTING	NEW
PAVEMENT	[Pattern]	[Pattern]
PERIMETER ROAD PWA	[Pattern]	[Pattern]
ELECTRICAL CABLE	[Symbol]	[Symbol]
STORM SEWER	[Symbol]	[Symbol]
CONCRETE PIPERION TRANSMISSION 4 FT.	[Symbol]	[Symbol]

- NOTES:
- APPROXIMATE LOCATIONS OF KNOWN UTILITIES AND STRUCTURES ARE SHOWN. THE CONTRACTOR SHALL VERIFY THE LOCATION OF ALL SURFACE FEATURES, UNDERGROUND UTILITIES AND STRUCTURES ARE SHOWN. THE CONTRACTOR SHALL BE RESPONSIBLE FOR OBTAINING ALL NECESSARY RECORD DOCUMENTS PROVIDED BY ELPHART AND THE FIELD ENGINEER. THE CONTRACTOR SHALL BE RESPONSIBLE FOR OBTAINING ALL NECESSARY RECORD DOCUMENTS PROVIDED BY ELPHART AND THE FIELD ENGINEER. THE CONTRACTOR SHALL BE RESPONSIBLE FOR OBTAINING ALL NECESSARY RECORD DOCUMENTS PROVIDED BY ELPHART AND THE FIELD ENGINEER.
 - THE CONTRACTOR SHALL BE RESPONSIBLE FOR OBTAINING ALL NECESSARY RECORD DOCUMENTS PROVIDED BY ELPHART AND THE FIELD ENGINEER. THE CONTRACTOR SHALL BE RESPONSIBLE FOR OBTAINING ALL NECESSARY RECORD DOCUMENTS PROVIDED BY ELPHART AND THE FIELD ENGINEER.



NO.	REVISIONS	DATE	BY
1	REVISION		
2	REVISION		
3	REVISION		
4	REVISION		
5	REVISION		

ELPHART MUNICIPAL AIRPORT
 10-UNIT HANGAR AND TAXIWAY
 ELPHART PLAN AND PROFILE - LINE TALK-UT
 INDIANAPOLIS, INDIANA

DESIGNED BY: [Name] DATE: [Date]
 CHECKED BY: [Name] DATE: [Date]
 DRAWN BY: [Name] DATE: [Date]
 IN CHARGE BY: [Name] DATE: [Date]

REVISIONS

NO. REVISIONS DATE BY

1 REVISION [Date] [Name]

2 REVISION [Date] [Name]

3 REVISION [Date] [Name]

4 REVISION [Date] [Name]

5 REVISION [Date] [Name]

6 REVISION [Date] [Name]

7 REVISION [Date] [Name]

8 REVISION [Date] [Name]

9 REVISION [Date] [Name]

10 REVISION [Date] [Name]

11 REVISION [Date] [Name]

12 REVISION [Date] [Name]

13 REVISION [Date] [Name]

14 REVISION [Date] [Name]

15 REVISION [Date] [Name]

16 REVISION [Date] [Name]

17 REVISION [Date] [Name]

18 REVISION [Date] [Name]

19 REVISION [Date] [Name]

20 REVISION [Date] [Name]

21 REVISION [Date] [Name]

22 REVISION [Date] [Name]

23 REVISION [Date] [Name]

24 REVISION [Date] [Name]

25 REVISION [Date] [Name]

26 REVISION [Date] [Name]

27 REVISION [Date] [Name]

28 REVISION [Date] [Name]

29 REVISION [Date] [Name]

30 REVISION [Date] [Name]

31 REVISION [Date] [Name]

32 REVISION [Date] [Name]

33 REVISION [Date] [Name]

34 REVISION [Date] [Name]

35 REVISION [Date] [Name]

36 REVISION [Date] [Name]

37 REVISION [Date] [Name]

38 REVISION [Date] [Name]

39 REVISION [Date] [Name]

40 REVISION [Date] [Name]

41 REVISION [Date] [Name]

42 REVISION [Date] [Name]

43 REVISION [Date] [Name]

44 REVISION [Date] [Name]

45 REVISION [Date] [Name]

46 REVISION [Date] [Name]

47 REVISION [Date] [Name]

48 REVISION [Date] [Name]

49 REVISION [Date] [Name]

50 REVISION [Date] [Name]

51 REVISION [Date] [Name]

52 REVISION [Date] [Name]

53 REVISION [Date] [Name]

54 REVISION [Date] [Name]

55 REVISION [Date] [Name]

56 REVISION [Date] [Name]

57 REVISION [Date] [Name]

58 REVISION [Date] [Name]

59 REVISION [Date] [Name]

60 REVISION [Date] [Name]

61 REVISION [Date] [Name]

62 REVISION [Date] [Name]

63 REVISION [Date] [Name]

64 REVISION [Date] [Name]

65 REVISION [Date] [Name]

66 REVISION [Date] [Name]

67 REVISION [Date] [Name]

68 REVISION [Date] [Name]

69 REVISION [Date] [Name]

70 REVISION [Date] [Name]

71 REVISION [Date] [Name]

72 REVISION [Date] [Name]

73 REVISION [Date] [Name]

74 REVISION [Date] [Name]

75 REVISION [Date] [Name]

76 REVISION [Date] [Name]

77 REVISION [Date] [Name]

78 REVISION [Date] [Name]

79 REVISION [Date] [Name]

80 REVISION [Date] [Name]

81 REVISION [Date] [Name]

82 REVISION [Date] [Name]

83 REVISION [Date] [Name]

84 REVISION [Date] [Name]

85 REVISION [Date] [Name]

86 REVISION [Date] [Name]

87 REVISION [Date] [Name]

88 REVISION [Date] [Name]

89 REVISION [Date] [Name]

90 REVISION [Date] [Name]

91 REVISION [Date] [Name]

92 REVISION [Date] [Name]

93 REVISION [Date] [Name]

94 REVISION [Date] [Name]

95 REVISION [Date] [Name]

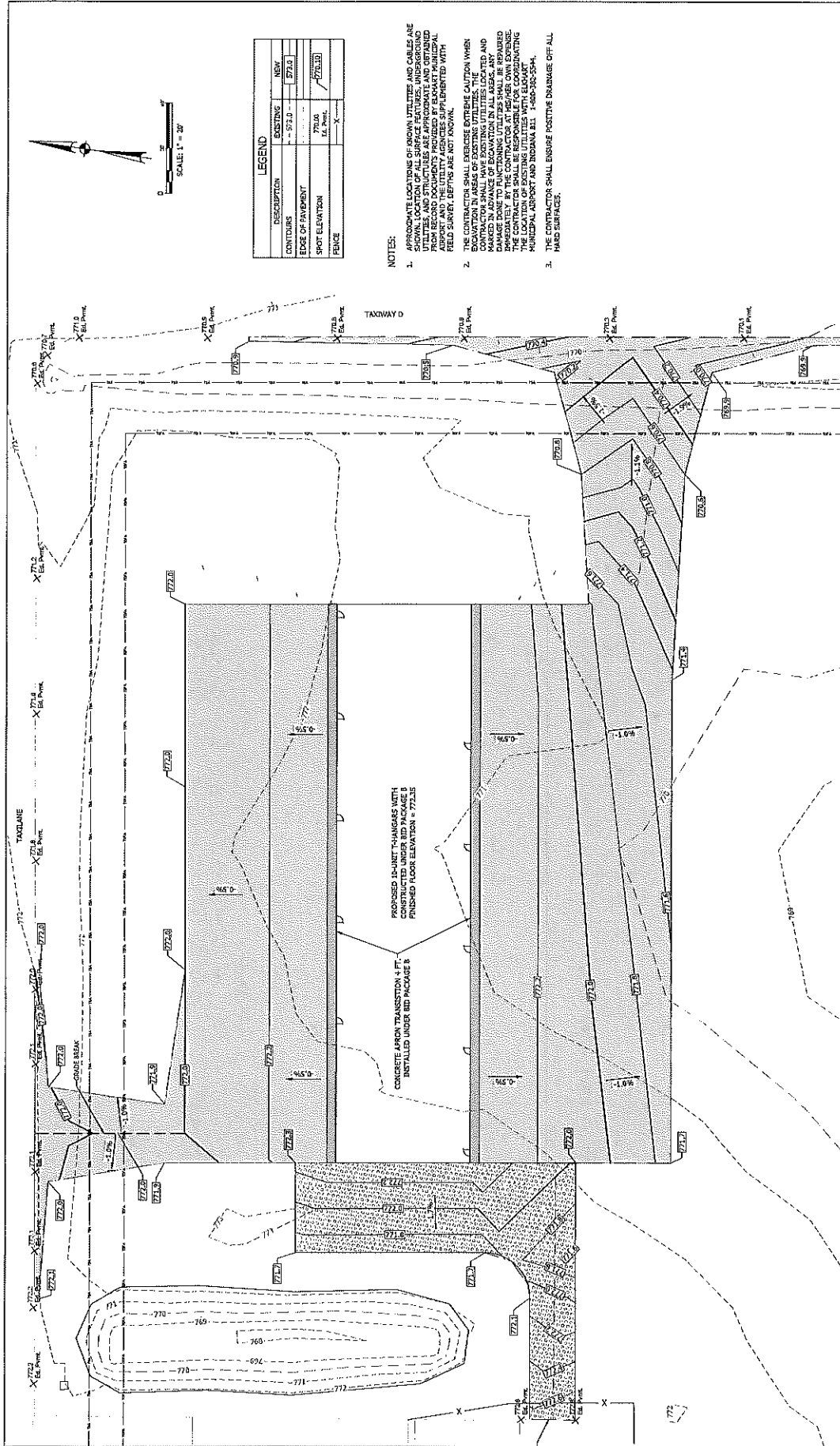
96 REVISION [Date] [Name]

97 REVISION [Date] [Name]

98 REVISION [Date] [Name]

99 REVISION [Date] [Name]

100 REVISION [Date] [Name]



LEGEND

DESCRIPTION	EXISTING	NEW
BOUNDARIES	- - - 572.0	772.0
EDGE OF PAVEMENT	770.0	772.0
SPOT ELEVATION	-	772.0
FENCE	-	X

- NOTES:**
- APPROXIMATE LOCATIONS OF BROWN UTILITIES AND CABLES ARE INDICATED BY DASHED LINES. THE EXACT LOCATION OF ALL SAID UTILITIES, UNDERGROUND AND SURFACE, SHALL BE DETERMINED BY THE CONTRACTOR FROM RECORD DOCUMENTS PROVIDED BY ELKHART MUNICIPAL AIRPORT. THE CONTRACTOR SHALL BE RESPONSIBLE FOR OBTAINING ALL NECESSARY PERMITS AND RIGHTS OF WAY FOR ALL UTILITIES AND CABLES.
 - THE CONTRACTOR SHALL EXERCISE EXTREME CAUTION WHEN EXCAVATING IN AREAS OF EXISTING UTILITIES. THE CONTRACTOR SHALL HAVE EXISTING UTILITIES LOCATED AND MARKED PRIOR TO EXCAVATION. ANY DAMAGE TO EXISTING UTILITIES SHALL BE REPAIRED IMMEDIATELY BY THE CONTRACTOR AT HIS/HER OWN EXPENSE. THE CONTRACTOR SHALL BE RESPONSIBLE FOR OBTAINING THE LOCATION OF EXISTING UTILITIES WITH ELKHART MUNICIPAL AIRPORT AND INDIANA 811 1-800-365-5584.
 - THE CONTRACTOR SHALL ENSURE POSITIVE DRAINAGE OFF ALL HARD SURFACES.

6163 10/15/20

RESIDENTIAL SCALE
1" = 30'
VERTICAL SCALE
1" = 10'

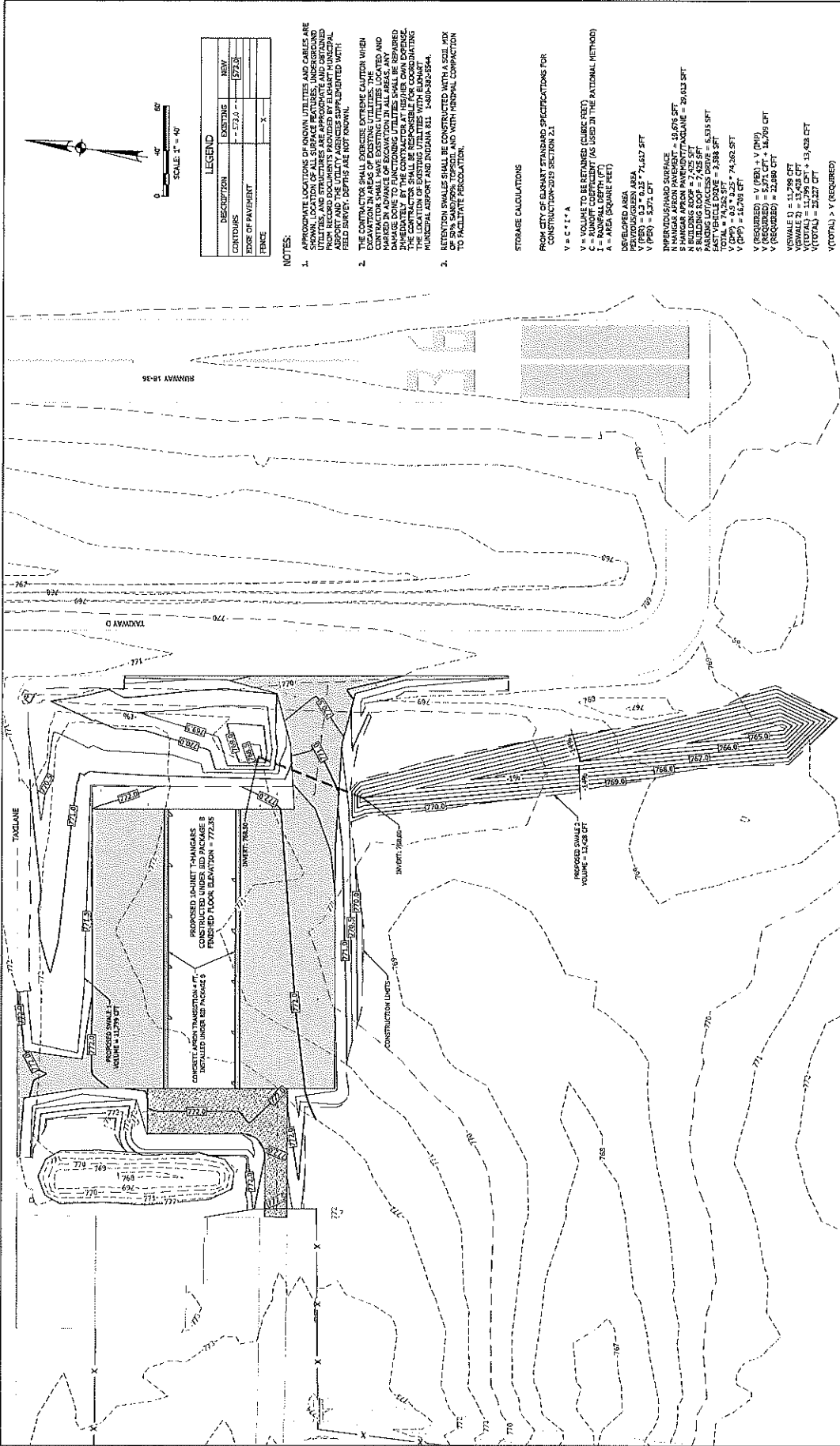
ELKHART MUNICIPAL AIRPORT
18-INCH THANGARS AND TAXILAIRE
PAVEMENT GRADING PLAN

ELKHART INDIANA

DESIGNED BY: [Name] DATE: [Date]
CHECKED BY: [Name] DATE: [Date]

REVISIONS

NO.	REVISIONS	DATE	BY
1			
2			
3			
4			



DESCRIPTION	DISTANCE	REVISION
CONTIGUOUS	573.0	572.0
EDGE OF PAVEMENT		
FENCE		

NOTES:

- APPROPRIATE LOCATIONS OF ORIGINAL UTILITIES AND CABLES ARE SHOWN. LOCATION OF ALL SURFACE FEATURES, UNDERGROUND UTILITIES AND CABLES ARE SHOWN AS NOTED ON THE RECORD DRAWINGS AND FROM RECORD DOCUMENTS PROVIDED BY ELKHART MUNICIPAL AIRPORT AND THE UTILITY AGENCIES SUPPLEMENTED WITH FIELD SURVEY. DEPTHS ARE NOT KNOWN.
- THE CONTRACTOR SHALL EXERCISE EXTREME CAUTION WHEN EXCAVATING. ALL EXISTING UTILITIES LOCATED AND MARKED IN ADVANCE OF EXCAVATION IN ALL AREAS. ANY UNEXPECTED UTILITIES SHALL BE STOPPED IMMEDIATELY BY THE CONTRACTOR AT HIS/HER OWN EXPENSE. THE CONTRACTOR SHALL BE RESPONSIBLE FOR COORDINATING WITH ALL AGENCIES INVOLVED IN THE PROJECT, INCLUDING MUNICIPAL AIRPORT AND INDIANA 811. 1-800-362-3544.
- RETENTION WALLS SHALL BE CONSTRUCTED WITH A SOIL MIX OF 50% SAND/50% TORFITE, AND WITH MINIMAL COMPACTION TO FACILITATE PERCOLATION.

STORAGE CALCULATIONS

FROM CITY OF ELKHART STANDARD SPECIFICATIONS FOR CONSTRUCTION-2019 SECTION 2.1

$V = C \cdot I \cdot A$

V = VOLUME TO BE RETAINED (CUBIC FEET)
 C = RUNOFF COEFFICIENT (AS USED IN THE NATIONAL METHOD)
 I = RAINFALL INTENSITY (INCHES PER HOUR)
 A = AREA (SQUARE FEET)

PERVIOUSNESS AREA
 PERVIOUSNESS AREA
 V (PER) = 0.2 * 0.25 * 7,647 SFT
 V (PER) = 382.35 SFT

IMPERVIOUS SURFACE
 IMPERVIOUS SURFACE
 S-HANGAR APPROX PAVED/IMPAVEMENT AREA = 20,033 SFT
 A BUILDING ROOF = 7,025 SFT
 PAVING LOT/ACCESS DRIVE = 5,515 SFT
 EAST VEHICLE DRIVE = 3,388 SFT
 V (IMP) = 0.9 * 0.25 * 74,362 SFT
 V (IMP) = 16,701 SFT

V (REQUIRED) = V (PER) + V (IMP)
 V (REQUIRED) = 3,371 CFT + 16,701 CFT
 V (REQUIRED) = 20,072 CFT

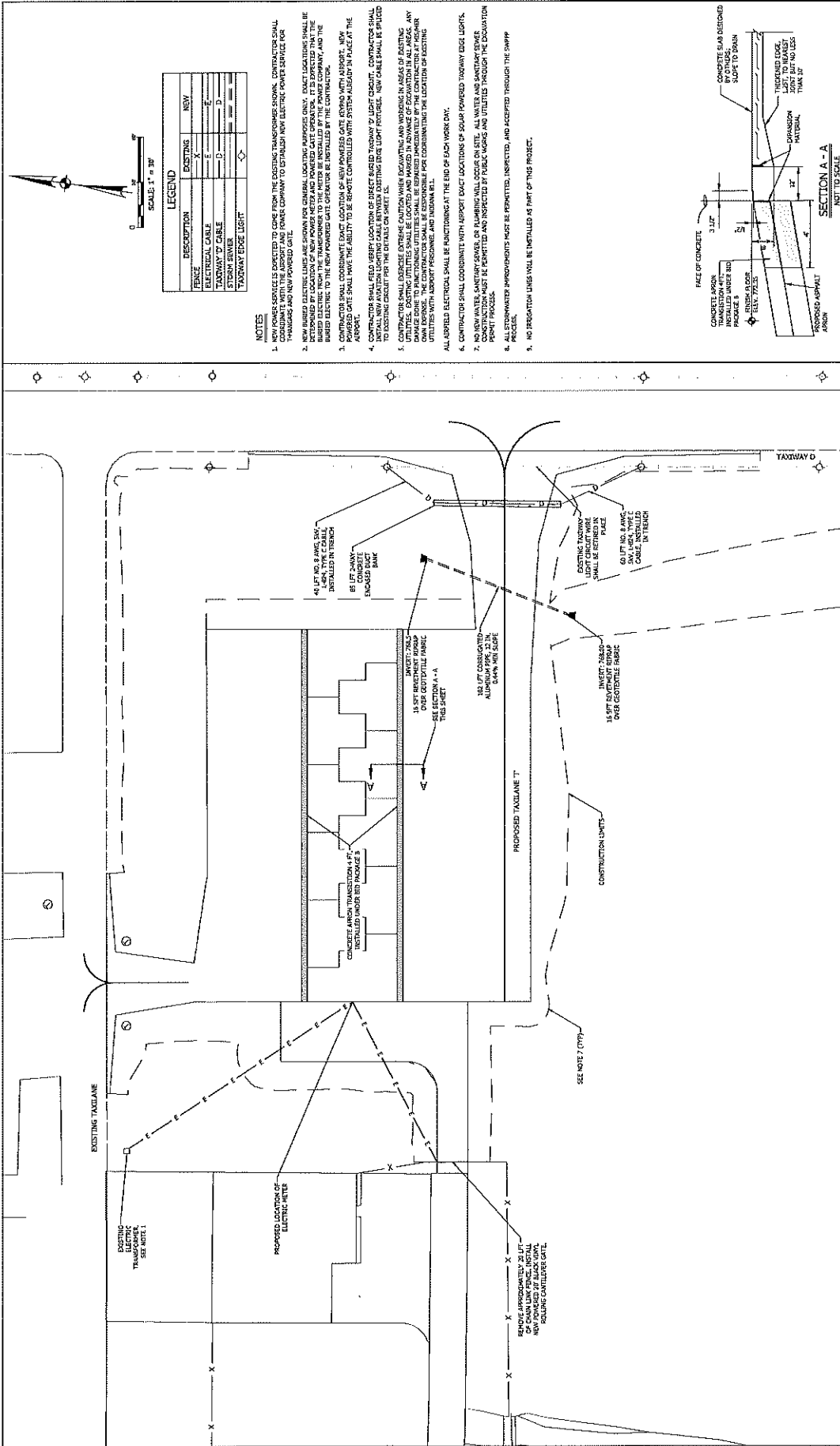
WETLANDS
 WETLANDS
 V (TOTAL) = 11,729 CFT + 13,423 CFT
 V (TOTAL) = 25,152 CFT
 V (TOTAL) > V (REQUIRED)

REVISIONS	
NO.	REMARK
1	
2	
3	
4	
5	

RECOMMENDED FOR APPROVAL	DESIGN ENGINEER	DATE
DRAWN	DATE	
CHECKED	DATE	

ELKHART	ELKHART	INDIANA
PROJECT NO.	PROJECT NO.	PROJECT NO.
DATE	DATE	DATE
BY	BY	BY
DATE	DATE	DATE

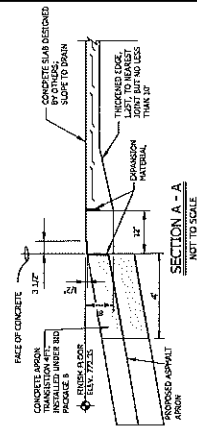
8669	10/15/19
------	----------



DESCRIPTION	EXISTING	NEW
FENCE	X	
ELECTRICAL CABLE	E	
CONDUIT	C	
STRIP	D	
TAXIWAY EDGE LIGHT		◇

NOTES

1. NEW POWER SERVICE IS EXPECTED TO COME FROM THE EXISTING TRANSFORMER SHOWN. CONTRACTOR SHALL VERIFY LOCATION OF TRANSFORMER AND NEW POWER GATE.
2. NEW BURIED ELECTRICAL LINES ARE SHOWN FOR GENERAL LOCATION PURPOSES ONLY. EXACT LOCATIONS SHALL BE DETERMINED BY LOCATION OF NEW POWER METER AND POWERED GATE OPERATOR. IT IS EXPECTED THAT THE EXISTING ELECTRICAL LINES WILL BE REMOVED AND NEW BURIED ELECTRICAL TO THE NEW POWERED GATE OPERATOR BE INSTALLED BY THE CONTRACTOR.
3. CONTRACTOR SHALL COORDINATE EXACT LOCATION OF NEW POWERED GATE SYSTEM WITH AIRPORT. NEW POWERED GATE SHALL HAVE THE ABILITY TO BE REMOTE CONTROLLED WITH SYSTEM AIRLIFT IN PLACE AT THE OPERATOR.
4. CONTRACTOR SHALL VERIFY LOCATION OF SHEET NUMBER TOWARD PLUS END OF SHEET. CONTRACTOR SHALL INITIAL NEW PAVEMENT LOCATING CALL BETWEEN EXISTING EDGE LIGHT FOOTCANDLE. NEW CALL SHALL BE PLACED TO EXISTING STREET FOR THE DETAILS ON SHEET 10.
5. CONTRACTOR SHALL EXERCISE EXTREME CAUTION WHEN EXCAVATING AND WORKING IN AREA OF EXISTING UTILITY LINES. CONTRACTOR SHALL VERIFY LOCATION OF ALL EXISTING UTILITIES AND SHALL BE RESPONSIBLE FOR COORDINATING THE LOCATION OF EXISTING UTILITIES WITH THE AIRPORT OPERATOR.
6. ALL BURIED ELECTRICAL SHALL BE POINTING AT THE END OF EACH WORK DAY.
7. CONTRACTOR SHALL COORDINATE WITH AIRPORT EXACT LOCATION OF FOUR POWERED TAXIWAY EDGE LIGHTS.
8. NO NEW WATER, SANITARY SEWER, OR PLUMBING WILL OCCUR ON SITE. ALL WATER AND SANITARY SEWER LINES SHALL BE IDENTIFIED AND INSPECTED BY PUBLIC WORKS AND UTILITIES THROUGH THE DOCUMENTATION POINT PROCEDURE.
9. ALL FUTURE IMPROVEMENTS MUST BE PERMITTED, INSPECTED, AND ACCEPTED THROUGH THE SWAPP PROCESS.
10. NO REDIRECTION LINES WILL BE INSTALLED AS PART OF THIS PROJECT.



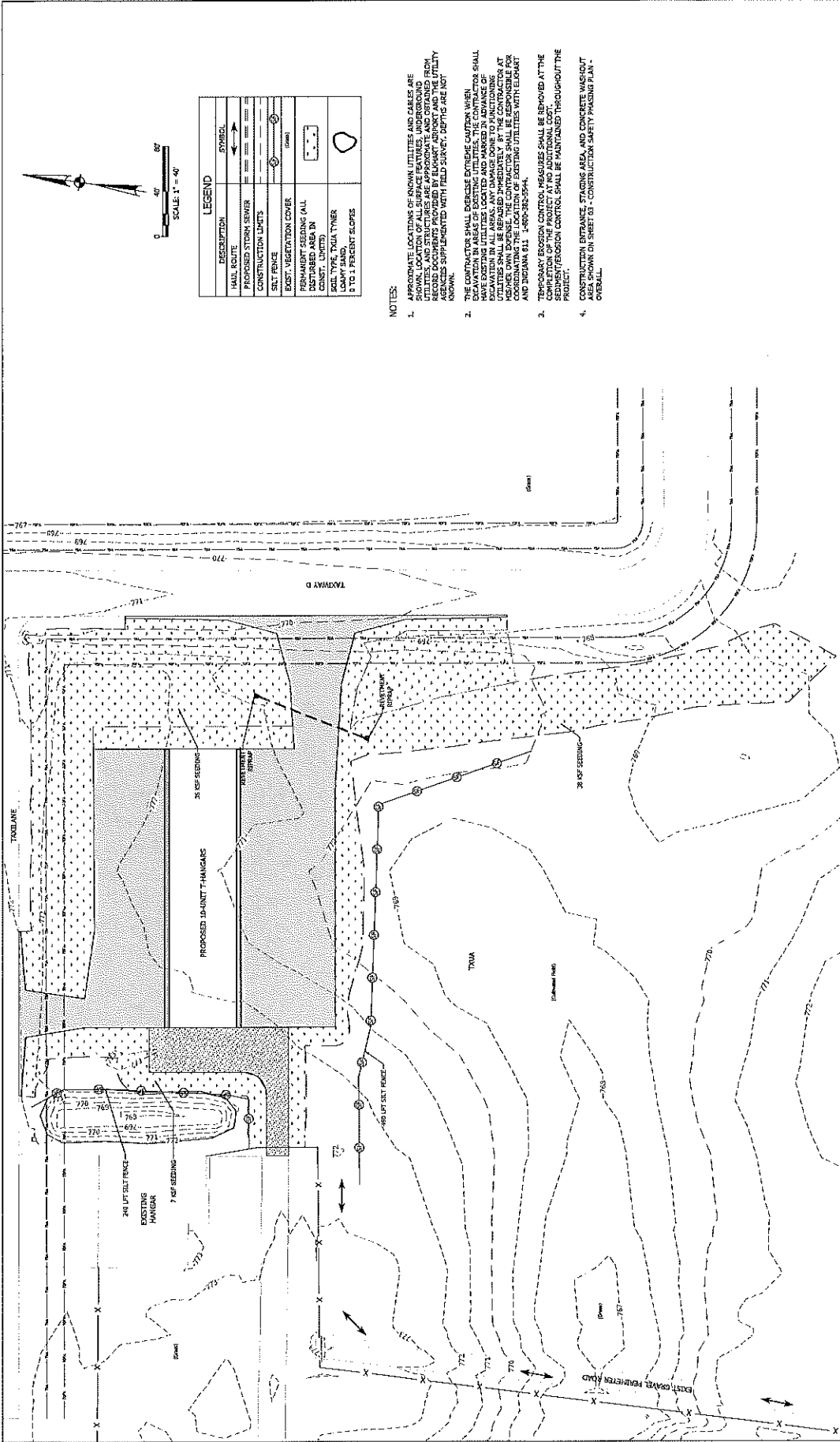
REVISIONS	DATE	BY
1		
2		
3		
4		
5		

RECOMMENDED FOR APPROVAL:	DESIGN ENGINEER:	DATE:
APPROVED:	DRAWN:	DATE:
CHECKED:	BY:	CHECKED:

ELBART	ELBART MUNICIPAL AIRPORT	SMART TAXIWAY AND TAXIWAY
UTILITY PLAN		
PROJECT NO. 2018-001		
DATE: 08/15/2018		
DRAWN BY: J. J. JONES		
CHECKED BY: J. J. JONES		

6627	07/15/2018
1	10
1	10
1	10
1	10

NO.	REVISIONS	DATE	BY
1			
2			
3			
4			
5			



DESCRIPTION	SYMBOL
HAUL ROUTE	→
PROPOSED STORM SEWER	---○---
CONSTRUCTION LIMITS	- - - -
SILT FENCE	---○---
EXIST. VEGETATION COVER	(dots)
REMANENT SEEDING (ALL DISTURBED AREA IN CONST. LIMITS)	(stippled)
SOIL TYPE: TUA TMYR	○
1 TO 1 PERCENT SLOPES	○

NOTES:

- APPROXIMATE LOCATIONS OF KNOWN UTILITIES AND CABLES ARE SHOWN ON THIS PLAN AND SHALL BE APPROXIMATE AND OBTAINED FROM RECORD DOCUMENTS PROVIDED BY EIGHTH AVENUE AND THE UTILITY DEPARTMENTS. DEPTHS ARE NOT KNOWN.
- THE CONTRACTOR SHALL EXERCISE EXTREME CAUTION WHEN EXCAVATING IN AREAS OF EXISTING UTILITIES. THE CONTRACTOR SHALL LOCATE ALL UTILITIES LOCATED AND MARKED BY THE UTILITY DEPARTMENTS AND SHALL BE REPAIRED IMMEDIATELY BY THE CONTRACTOR AT HIS OWN RISK AND EXPENSE. THE CONTRACTOR SHALL MAINTAIN THE EXISTING UTILITIES AND SHALL COORDINATE THE LOCATION OF EXISTING UTILITIES WITH EIGHTH AVENUE AND INDIANA 611 1-800-382-5544.
- TEMPORARY EROSION CONTROL MEASURES SHALL BE REMOVED AT THE COMPLETION OF THE PROJECT AT NO ADDITIONAL COST.
- CONSTRUCTION DISTURBANCE, EROSION AREA, AND CONCRETE WASHOUT AREA SHOWN ON SHEET 03 - CONSTRUCTION SAFETY PHASING PLAN - OVERALL.

RECOMMENDED FOR APPROVAL	DESIGNED BY	CHECKED BY	DATE
	CPD	JAS	05/11/11
	DRAWN BY	CHECKED BY	DATE
	CPD	JAS	05/11/11

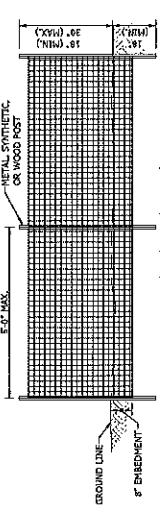
PROJECT NO.	11-000000
PROJECT NAME	INDIANA 611
PROJECT LOCATION	INDIANA 611
PROJECT DATE	05/11/11
PROJECT SCALE	1" = 40'
PROJECT SHEET	03
PROJECT TOTAL SHEETS	03
PROJECT SHEET TITLE	CONSTRUCTION SAFETY PHASING PLAN - OVERALL

DESIGNED BY	CPD
CHECKED BY	JAS

NO.	REVISIONS	DATE	BY
1			
2			
3			
4			
5			

NO.	REVISIONS	DATE	BY
1			
2			
3			
4			
5			

INDIANA 611
 11-000000
 03
 CONSTRUCTION SAFETY PHASING PLAN - OVERALL



UNSUPPORTED SILT FENCE

NOTES:

INSTALLATION:

SILT FENCE IS NOT RECOMMENDED FOR USE AS A DIVERSION AND SHOULD NOT BE USED ACROSS A STREAM, CHANNEL, DITCH, SWALE, OR ANYWHERE THAT CONCENTRATED FLOW IS ANTICIPATED.

LAY OUT THE LOCATION OF THE FENCE SO THAT IT IS PARALLEL TO THE CONTOUR OF THE SLOPE AND AT THE POINT OF CONTACT BETWEEN THE SLOPE AND THE BOTTOM OF THE FENCE END TERMINATES AT A HIGHER ELEVATION THAN THE TOP OF THE FENCE AT ITS LOWEST POINT ALONG THE ENTIRE FENCE LINE. DIG AN 8 INCH DEEP FLAT BOTTOMED OR U-SHAPED TRENCH. PLACE FENCE ACCORDING TO MANUFACTURER'S RECOMMENDATIONS.

MAINTENANCE:

INSPECT THE SILT FENCE WEEKLY AND AFTER EACH STORM EVENT.

IF FENCE FABRIC TEARS, STARTS TO DECOMPOSE, OR IN ANY WAY BECOMES INEFFECTIVE, REPLACE THE AFFECTED PORTION IMMEDIATELY.

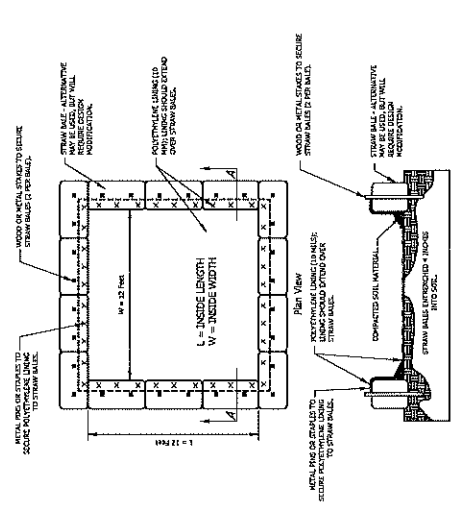
REMOVE DEPOSITED SEDIMENT WHEN IT REACHES HALF THE HEIGHT OF THE FENCE AT ITS LOWEST POINT OR IS CAUSING THE FABRIC TO BULGE.

TAKE CARE TO AVOID UNDERMINING THE FENCE DURING CLEAN OUT.

AFTER THE CONTRIBUTING DRAINAGE AREA HAS BEEN STABILIZED, REMOVE THE FENCE AND SEDIMENT DEPOSITS, BRING THE DISTURBED AREA TO GRADE, AND STABILIZE.

SILT FENCE (SEDIMENT FENCE) DETAIL

Scale: None



CONCRETE WASHOUT - ABOVE GRADE

Scale: No Scale

NO	REVISIONS	DATE	BY
1			
2			
3			
4			
5			

PERMANENT SEEDING:

THE FOLLOWING TABLE IS FOR GENERAL SEEDING INFORMATION ONLY. CONSULT THE INDIANA STORM WATER QUALITY MANUAL FOR ADDITIONAL RECOMMENDATIONS RELATING TO STEP BANKS AND CUTS, HIGH MAINTENANCE AREAS, AND CHANNELS AND AREAS OF CONCENTRATED FLOW.

SEED TYPE	FERTILIZER	REMARKS
25 PERCENT BENTONITE BULLEGGASS	COMMERCIAL FERTILIZER (12-12-12)	CLEAN AND FREE OF WEED SEEDS
40 PERCENT CHEERING RED RESCUE		
20 PERCENT ANNUAL RYE GRASS		

SPREAD FERTILIZER UNIFORMLY OVER FINISH GRADED SURFACES AND TOPSOIL AT A RATE OF 20 POUNDS PER 1,000 SQUARE FEET. THOROUGHLY DISC HARROW, OR MAKE FERTILIZER INTO SOIL TO DEPTH NOT LESS THAN 2 INCHES.


DISTRIBUTE SEED AND SAME DAY AS FERTILIZER IS APPLIED. SPREAD EVENLY AT A RATE OF 3 POUNDS PER 1,000 SQUARE FEET. MAKE LIGHTLY AND COMPACT AREAS WITH 100 POUND ROLLER TO ENSURE GOOD SEED-TO-SOIL CONTACT.

COVER AREAS WITH STRAW, HAY, WOOD FIBER, OR OTHER MULCHING MATERIALS EVENLY SPREAD AT A RATE OF 2 TONS PER ACRE IMMEDIATELY AFTER SEEDING. MULCH OR MULCHING MATERIAL TO PREVENT REMOVAL BY WIND OR WATER OR COVER WITH SEEDS AREAS FROM EROSION. CONTINUE MAINTENANCE OF THESE AREAS ON A DAILY BASIS FOR THE REMAINDER OF THE CONSTRUCTION PERIOD. HOLD SLOPED AREAS STEEPER THAN 2 (HORIZONTAL) TO 1 (VERTICAL) WITH WIRE MESH OR STAKES AND WIRE.

TEMPORARY SEEDING:

SEED MIXTURE "INDOT" TYPE IF SHALL BE UTILIZED FOR TEMPORARY SEEDING. IT SHALL BE SPREAD EVENLY AT A RATE OF 205 LB/AC (STRAW, HAY, WOOD FIBER) AND 6 LB/AC OF WASTE DUTCH CLOVER. THE APPLICATION METHODS FOR FERTILIZER AND MULCHING MATERIAL SHALL BE AS FOLLOWS: SPREAD FERTILIZER AND MULCHING MATERIAL AT A RATE OF 3 POUNDS PER 1,000 SQUARE FEET. SPREAD SEEDS AT A RATE OF 3 POUNDS PER 1,000 SQUARE FEET. SPREAD SEEDS AT A RATE OF 3 POUNDS PER 1,000 SQUARE FEET. SPREAD SEEDS AT A RATE OF 3 POUNDS PER 1,000 SQUARE FEET.

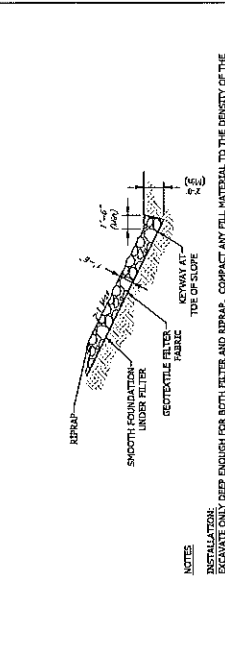
BE ADAPTED TO PREVENT REMOVAL BY WIND OR WATER OR COVERED WITH MANUFACTURED EROSION CONTROL BLANKETS. SEE CHAPTER 7 OF THE INDIANA STORMWATER QUALITY MANUAL FOR ADDITIONAL TEMPORARY SEEDING RECOMMENDATIONS.



NOTES:

IF CONSTRUCTION ACTIVITIES TAKE PLACE DURING THE MONTHS OF NOVEMBER THROUGH FEBRUARY, USE DORMANT SEEDING PRACTICES IN PLACE OF TEMPORARY AND PERMANENT SEEDING PRACTICES.

SEE CHAPTER 7 OF THE INDIANA STORM WATER QUALITY MANUAL FOR ADDITIONAL SEEDING RECOMMENDATIONS.



NOTES:

IF FABRIC DAMAGED, REMOVE THE RIPRAP AND REPAIR BY ADDING ANOTHER LAYER OF FABRIC, OVERLAPPING THE DAMAGED AREA BY 4 INCHES.

PLACE SMALLER ROCK IN Voids TO FORM A DENSE, UNIFORM, WELL GRADED MASS. BLEND THE ROCK SURFACE SMOOTHLY WITH THE SURROUNDING AREA TO ELIMINATE PROTRUSIONS OR OVERHANGS.

INSPECT PERIODICALLY FOR DISPLACED ROCK MATERIAL, SLUMPING, AND BROKEN AT EDGES, ESPECIALLY DOWNSTREAM OR DOWNSLOPE.

MAINTENANCE:

INSPECT PERIODICALLY FOR DISPLACED ROCK MATERIAL, SLUMPING AND BROKEN AT EDGES, ESPECIALLY DOWNSTREAM OR DOWNSLOPE.

RIPRAP DETAIL

Scale: None

RECOMMENDED FOR APPROVAL:		DESIGNED:		CHECKED:	
DESIGNER:	DATE:	DESIGNED:	DATE:	CHECKED:	DATE:

STATE OF INDIANA
 DEPARTMENT OF TRANSPORTATION
 DIVISION OF STRUCTURES
 800 WEST WASHINGTON STREET
 INDIANAPOLIS, IN 46204-1348
 TEL: 317-232-2400
 FAX: 317-232-2401

EROSION CONTROL DETAILS

PROJECT: **INDIANA STATE COLLEGE**
 LOCATION: **INDIANA STATE COLLEGE**
 DRAWING NO.: **17**
 SHEET NO.: **17**
 DATE: **12/17/17**
 SCALE: **AS SHOWN**

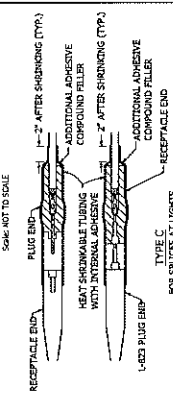
INDIANA STATE COLLEGE
 800 WEST WASHINGTON STREET
 INDIANAPOLIS, IN 46204-1348
 TEL: 317-232-2400
 FAX: 317-232-2401

REVISIONS		DATE		BY	
NO	REVISIONS	DATE	BY	NO	REVISIONS
1				1	
2				2	
3				3	
4				4	
5				5	




- NOTES:**
1. ALL JOINTS OF REINFORCING BARS AND JOINTS SHALL BE CONCRETE ENCASED WITHIN 15' OF PAVEMENT EDGE.
 2. AT MINIMUM, EACH BAR SHALL BE SET 6" FROM A WALL OR CURB FOR REINFORCING.
 3. HORIZONTAL BENDING SHALL BE UTILIZED UNLESS EXISTING CONDITIONS.
 4. WIRE COILERS SHALL CONTINUE THROUGH DUCT BARS WHEN HORIZONTALS ARE NOT UTILIZED.

CONCRETE ENCASED DUCT BANK DETAIL

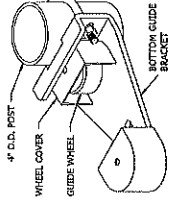


- NOTES:**
1. INSIDE DIAMETER OF CONNECTOR SHALL PROPERLY MATCH THE OUTSIDE DIAMETER OF CABLE.
 2. ALL SPACE TYPES SHALL BE TYPE 'C' MADE AT JOINTS WHERE THE CIRCUITS IS CONNECTED TO AN ISOLATION TRANSFORMER. NO INTERMEDIATE SPACES SHALL BE ALLOWED.
 3. CONSIDERED INCIDENTAL TO APPLYING CABLE AND NOT PAID FOR DIRECTLY.
 4. HEAT SHRINKING TUBING SHALL APPLY A WATER TIGHT CONNECTION TO LINES CONNECTING TO CONDUCTORS.
 5. ALL TYPE 'C' SPACES SHALL INCLUDE ONE COMPLETE WRAP OF RUBBER TAPE CONNECTION OF THE RECEPTACLE ENDS.

CABLE SERVICE DETAILS

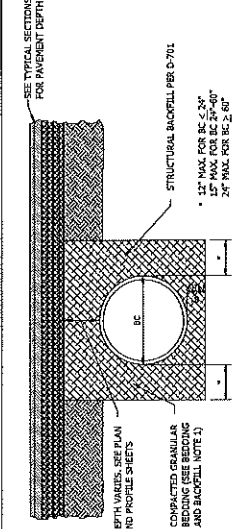


- NOTES:**
1. THE CONTRACTOR SHALL VERIFY THE BENDING OF EACH LIFT WHEN SLOPE TRENCH WALLS 4' ABOVE TRENCH BOTTOM AS REQUIRED TO CONSTRUCTIVE TO ENHANCE TO ENSURE PROPER CONNECTION.
 2. SLOPE TRENCH WALLS 4' ABOVE TRENCH BOTTOM AS REQUIRED TO BE STABILIZED BY OSHA. ARE TAKEN. IF ADEQUATE TRENCH SLOPES ARE NOT PROVIDED, OR CANNOT BE PROVIDED, THEN THE USE OF SHEETING AND SHORING AND/OR A TRENCH BOX IS MANDATORY.
 3. BEDDING AND BACKFILL MATERIAL, TRENCHING, WASTE DISPOSAL, DE-WATERING, INSTALLATION AND NECESSARY INCIDENTALS SHALL BE INCLUDED IN THE COST OF PIPE CONSTRUCTION.

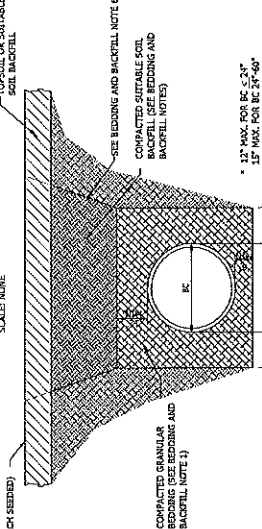


CANTILEVER GATE BOTTOM GUIDE

SCALE: NOT TO SCALE

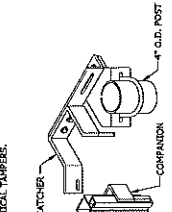


STORM SEWER BEDDING AND BACKFILL DETAIL UNDER PAVEMENT



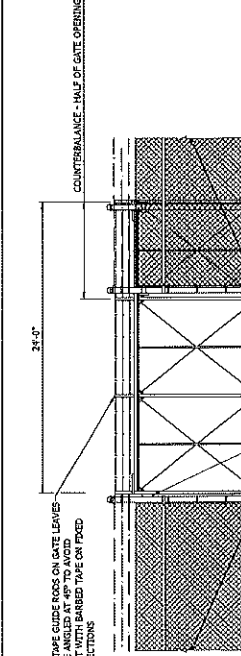
STORM SEWER BEDDING AND BACKFILL DETAIL IN TURF OR EARTH

- NOTES:**
1. BEDDING SHALL CONSIST OF CLASS 8 BEDDING HORIZON OF GRANULAR MATERIAL HAVING A THICKNESS OF AT LEAST 2\"/>
 - 2. GRANULAR MATERIAL SHALL BE COMPACTED IN LAYERS NOT TO EXCEED 8\"/>
 - 3. GRANULAR MATERIAL SHALL BE COMPACTED TO MEET THE REQUIREMENTS OF SPECIFICATION D-701.
 - 4. BACKFILL UNDER PROPOSED PAVED AREAS, TRENCHES SHALL BE BACKFILLED WITH GRANULAR MATERIAL TO THE PAVEMENT BASE.
 - 5. GRANULAR MATERIAL SHALL BE COMPACTED TO MEET THE REQUIREMENTS OF SPECIFICATION D-701.
 - 6. SUFFICIENT SOIL OR GRANULAR EMBANKMENT MATERIAL PROVIDES THAT SUCH PORTIONS OF THE TRENCH ARE SUFFICIENTLY WIDE TO ACCOMMODATE THE USE OF HEAVY COMPACTOR EQUIPMENT, AND REQUIREMENTS OF F-152 PERTAINING TO EMBANKMENT CONSTRUCTION ARE MET.
 - 7. GRANULAR MATERIAL SHALL BE COMPACTED TO MEET THE REQUIREMENTS OF SPECIFICATION D-701.

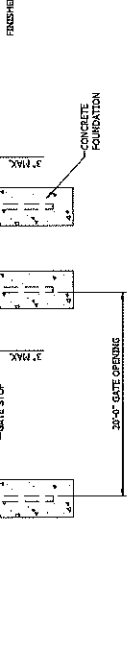


CATCH ASSEMBLY

SCALE: NOT TO SCALE



20' POWERED SINGLE ROLLING CANTILEVER GATE DETAIL

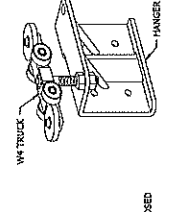


KEY PAD CONTROL UNIT

SCALE: NOT TO SCALE

20' POWERED SINGLE ROLLING CANTILEVER GATE DETAIL

- NOTE:**
1. THE ELECTRICAL INSTALLATIONS, AS A MINIMUM, SHALL MEET THE NATIONAL ELECTRICAL CODE AS LOCAL REGULATIONS.
 2. RIGID STEEL CONDUIT ABOVE GROUND SHALL BE USED THROUGHOUT THE INSTALLATION AND SHALL BE GALVANIZED.
 3. ALL STEEL CONDUITS, FITTINGS, NUTS, BOLTS, ETC. SHALL BE SCHEDULE 40 AND GALVANIZED.
 4. UNLESS OTHERWISE SHOWN, ALL EXPOSED HORIZONTALS SHALL BE RUN PARALLEL TO OR AT RIGHT ANGLES WITH THE LINES OF THE STRUCTURE.
 5. THE BOTH ENDS OF ALL CONTROL CONDUCTORS TO IDENTIFY TERMINAL NUMBER AND CIRCUIT.
 6. UNLESS OTHERWISE NOTED, ALL POWER SUPPLY, AND CIRCUIT CONDUCTORS SHALL BE SHIELD RESISTANT TYPE UF AND SUITABLE FOR DIRECT BURY.
 7. ALL POWER AND CONTROL CIRCUIT CONDUCTORS SHALL BE COPPER. ALUMINUM SHALL NOT BE ACCEPTED. THIS INCLUDES WIRE, CABLE, BUSSES, TERMINALS, SWITCH/PANEL COMPONENTS, ETC.
 8. ALL UNDERGROUND CONDUITS SHALL BE PVC SCHEDULE 40. INSTALL AT LEAST 24\"/>
 - 9. THE CONTRACTOR SHALL INSTALL TWO 6 INCH DIAMETER PIPE ISOLARDS ON EITHER SIDE OF THE ACCESS ROADWAY. EXISTING ISOLARDS ARE NOT PRESENT. PIPE ISOLARDS SHALL BE FILLED WITH CONCRETE AND CAPPED WITH A YELLOW PVC COVER. PLACEMENT SHALL BE FIELD BY THE ENGINEER. ISOLARDS SHALL BE INDISTINGUISHABLE TO INSTALLATION OF GATE OPERATOR.
 - 10. CONTRACTOR SHALL COORDINATE WITH ABBORT FOR KEY PAD GATE CODES.



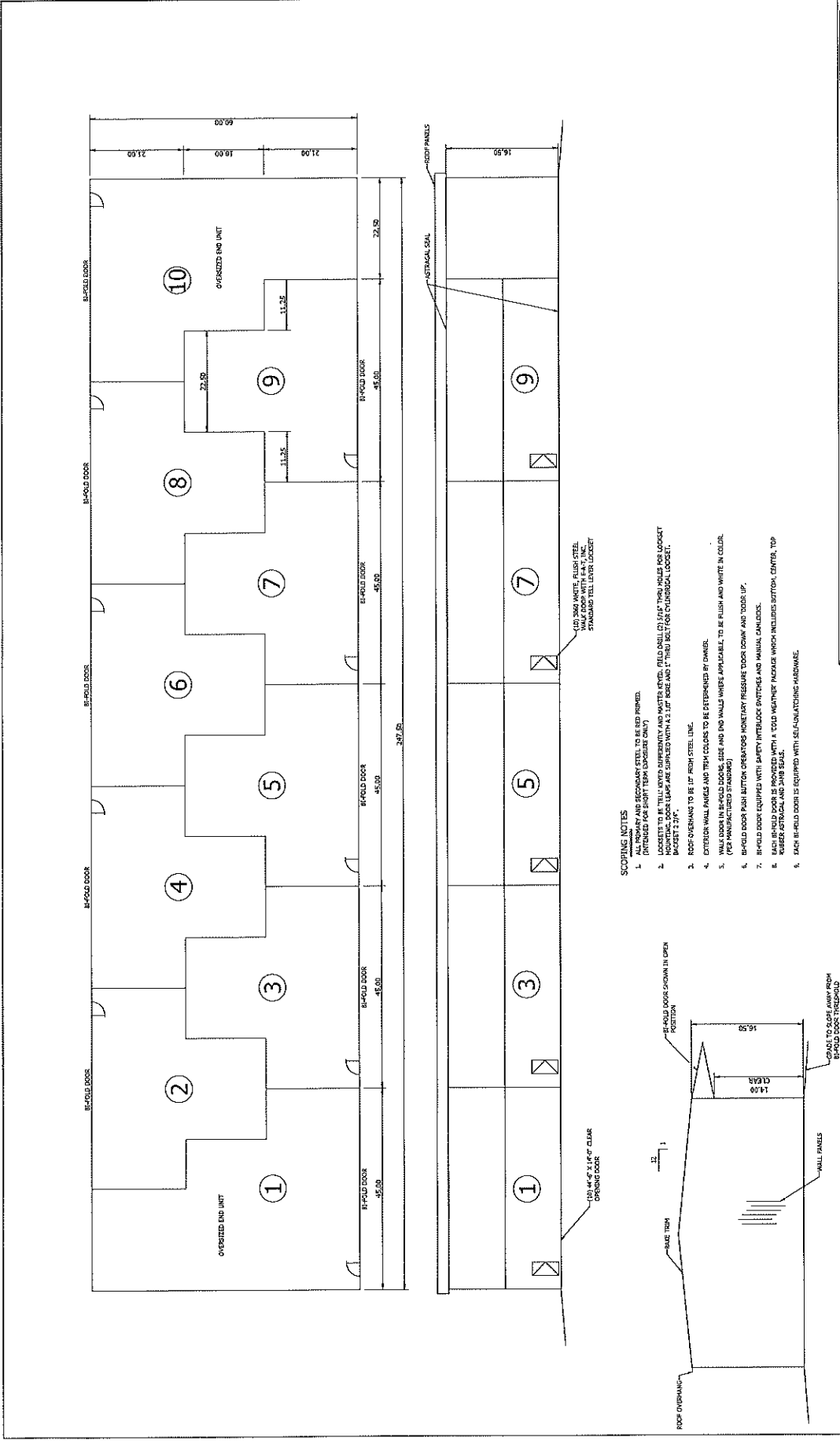
CANTILEVER GATE HANGER ASSEMBLY

SCALE: NOT TO SCALE

REVISIONS		DATE	BY
1	REVISION		
2	REVISION		
3	REVISION		
4	REVISION		
5	REVISION		

RECOMMENDED FOR APPROVAL:	DESIGNER:	CHECKED:	DATE:
PROJECT:	DRAWN:	DATE:	

INDIAN	SCALE:
VERTICAL SCALE:	
HORIZONTAL SCALE:	
PROJECT:	

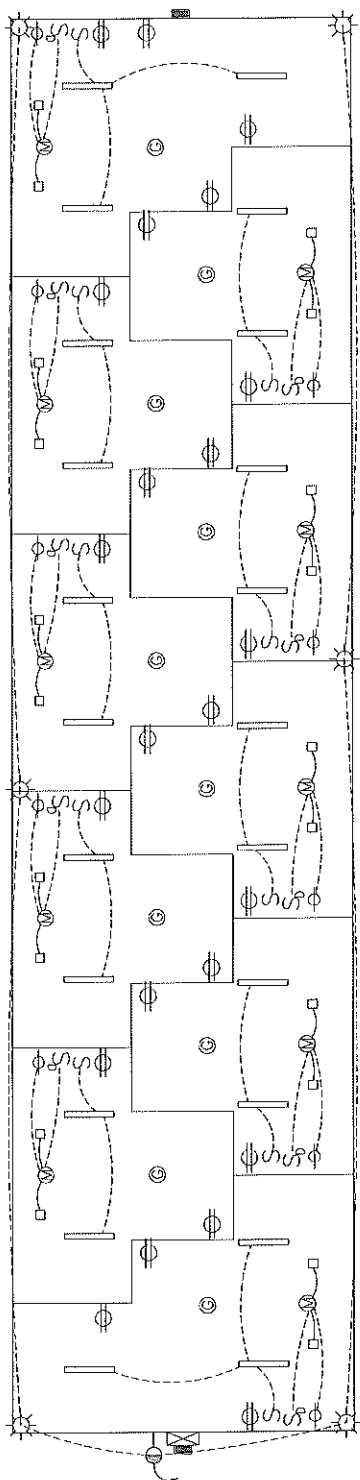


SCORING NOTES

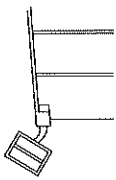
1. ALL PRIMARY AND SECONDARY STEEL TO BE RED PRIMED.
(INTENDED FOR SHORT TERM EXPOSURE ONLY)
2. LOCKSETS TO BE TELL-TURN SUPERVENTY AND MASTER KEYED. FIELD (RLLC) 1/2" THICK PLATE FOR LOCKSET BACKSET 2 3/4".
3. ROOF OVERHANGS TO BE UP FROM STEEL LINE.
4. EXTERIOR WALL PANELS AND TRIM COLORS TO BE DETERMINED BY OWNER.
5. INTERIOR WALL PANELS AND END WALLS WHERE APPLICABLE, TO BE FLUSH AND WHITE IN COLOR.
(PER MANUFACTURED STANDARDS)
6. H-HOLD DOOR PUSH BUTTON OPERATORS HONEYWELL PRESSURE DOOR CLOSURE AND TOOLS UP.
7. H-HOLD DOOR EQUIPPED WITH SAFETY INTERLOCK SWITCHES AND MANUAL OVERRIDE.
8. BASE H-HOLD DOOR IS PROVIDED WITH A 'TODD WEATHER' PACKAGE WHICH INCLUDES BOTTOM, CENTER, TOP GASKET, BOTTOM AND SIDE GASKET.
9. EACH H-HOLD DOOR IS EQUIPPED WITH SELF-MATCHING HARDWARE.

RECOMMENDED FOR APPROVAL DESIGN ENGINEER: _____ DATE: _____ CPO: _____ DRAWN: _____ CPO: _____ CHECKED: _____ BY: _____ CHECKED: _____ DATE: _____		EL DUKART 200 WEST 10TH AVENUE, SUITE 1100 DENVER, CO 80202 TEL: 303-733-1000 FAX: 303-733-1001 WWW.ELDUKART.COM	EL DUKART BUILDING FLOOR PLAN INDUSTRY	6003 10/1/18 18 17 15 13 11 9 7 5 3 1 0
--	--	--	--	---

NO.	REVISIONS	DATE	BY
1			
2			
3			
4			
5			



- LEGEND**
- DUPLEX RECEPTACLE, 20 AMP @ 120V, CLASS 1 DIVISION 2
 - BUILDING MOUNTED FLOOD LIGHT FIXTURE WITH BUILT IN PHOTO CELL, SEE DETAIL
 - DOOR OPERATOR MOTOR - 1 PHASE - 208V - TO BE SIZED BY SUPPLIER
 - LIGHT SWITCH, 20 AMP @ 120V, CLASS 1 DIVISION 2
 - LED LIGHTING FIXTURE
 - RECEPTACLE, 20 AMP @ 120V, FOR RECESSED POWER DISCONNECT, MOUNT NEXT TO DOOR SWITCH
 - ENDWALL MOUNTED FLOOD LIGHT FIXTURE




ENDWALL FLOOD LIGHT MOUNTING DETAIL
NOT TO SCALE

- SCOPING NOTES:**
- THE ELECTRICAL LAYOUT HAS BEEN COMPILED IN THESE PLANS AND SPECIFICATIONS. ANY INFORMATION REQUIRED FOR THE BUILDING OR MECHANICAL CONTRACTORS TO BE OBTAINED FROM THE ARCHITECT, ENGINEER, CONTRACTOR, AND LOCAL INSURANCE PERMITS OFFICE. PREPARE ALL NECESSARY CONTRACT DESIGN CALCULATIONS, DOCUMENTS, AND WORKING DRAWINGS AND OBTAIN ALL ETC. AND LOCAL INSURANCE PERMITS FROM THE ARCHITECT, ENGINEER, CONTRACTOR, AND LOCAL INSURANCE PERMITS OFFICE. ALL WORK SHALL BE IN ACCORDANCE WITH THE LATEST EDITIONS OF THE NATIONAL ELECTRICAL CODE, LOCAL CODES, AND ALL OTHER GENERALLY ACCEPTED PROFESSIONAL AND INDUSTRY STANDARDS, SPECIFICATIONS, AND ORDINANCES IN THE DEVELOPMENT OF A HANGAR.
 - DOOR OPERATOR MOTOR (Ø) BEFORE DOOR SWICH (S) AND 2 LIGHT SWITCHES ARE FURNISHED BY HANGAR MANUFACTURER. ALL OTHER ELECTRICAL EQUIPMENT INCLUDING MOTORS (Ø) SHALL BE SUPPLIED BY LOCAL ELECTRICAL.
 - ALL WORK TO BE IN ACCORDANCE WITH NATIONAL ELECTRICAL CODE, LATEST EDITION, AND MEET ALL APPLICABLE LOCAL CODES. REFERENCE ALSO SEE AS NOTED ON THESE PLANS.
 - NO LIGHT FIXTURES SHALL BE LOWER THAN THE UNITS DOOR CLEAR DRIVING HEIGHT.
 - ALL ELECTRICAL DEVICES, BOXES, WIRING, CONDUIT, ETC. SHALL BE MORE THAN 18" A.F.F.
 - ALL WIRING SHALL BE INSTALLED IN RIBBON CONDUIT.
 - ALL LIGHTS, RECEPTACLES, SWITCHES, DEVICES, WORKING, ETC. WITHIN 5' HORIZONTALY AND LESS THAN 5' VERTICALLY ABOVE THE AMBROST SHALL BE CLASS 1, DIVISION 2 RATED (EXCEPTION ROOMS) SEE ILL.
 - MAX. 80' CIRCUIT LENGTH W/ #12 WIRE. CIRCUITS ABOVE THIS LENGTH SHALL BE FINING OR UNDER AS NOTED.

RECOMMENDED FOR APPROVAL:		DESIGN ENGINEER:	DATE:
DESIGNED BY:		DRAWN BY:	CHECKED BY:
CHECKED BY:		DATE:	
ELECTRIC PROJECTS, L.L.C. 1000 N. W. 10th Ave., Suite 200 Ft. Lauderdale, FL 33304 (954) 561-1111 EPS ELECTRICAL PROJECTS, L.L.C.			
PROJECT:		INDIANA	
SHEET:		37	
PROJECT:		37	
DATE:		08-24-10	
PROJECT:		08-24-10	
DATE:		08-24-10	
PROJECT:		08-24-10	
DATE:		08-24-10	
PROJECT:		08-24-10	
DATE:		08-24-10	

NO.	REVISIONS	DATE	BY
1	REMARK		
2			
3			
4			
5			



ELKHART MUNICIPAL AIRPORT ENGINEER REPORT/AGENDA

April 24, 2024

4:00 p.m.

ACTION ITEMS FOR BOAC MEETING

- Motion to advertise the re-packaged T-Hangar and Taxilane project.

ACTIVE GRANT SUMMARY

- AIP 38: Runway 18-36 pavement rehab, Design – Currently 77.10% (90% Federal, 5% State, 5% Local)
- AIP 39: Runway 18-36 pavement rehab, remaining Design, the Taxiway D-4 Feasibility Study, and the design of the 10-unit T-hangar / Taxilane – Currently 95.14% (90% Federal, 5% State, 5% Local)

BF&S PROJECT UPDATES

1. Runway 18-36 Pavement Rehabilitation Design (AIP-38) – 90% Federal
 - Plans are ready for advertising once the FAA establishes the grant schedule for FY2024.
 - The FAA has informed us via INDOT that the project needs to move to FY 2025 due to FAA funding. Between the FAA continuing resolution and projects that were not funded last year many projects had to slide one year.
 - See the revised funding schedule from INDOT and FAA.
2. Runway 18-36 Pavement Rehab Design, Taxiway D4 Feasibility Study, and T-hangar/Taxilane Design (AIP-39) – 90% Federal
 - The Taxiway D-4 study was revised and resubmitted with Alternative 2 as the proposed option which was the declared distance option.
 - We are ready to begin close out of this grant.
3. T-hangar/Taxilane design project
 - A 10-unit box hangar building was investigated. Three contractors were contacted. The box configuration results in an additional 4,500 SF over a nested configuration. This resulted in additional materials and labor ranging from lowest contractor at \$112,500 to \$360,000 for the highest contractor.
 - We recommend proceeding forward with the re-packaged nested T-hangar plan set.
 - 1st Advertisement 5/1/2024
 - 2nd Advertisement 5/8/2024
 - Pre-Bid 5/8/2024
 - Bid Opening 5/29/2024

Airport Name	Federal Project	F.Y. Entitlement Funds	2024-2029 Anticipated Apporportionment Funds	Capital Discretionary Funds	Improvement Program Allocation Funds	Matching State Funds	Matching Local Funds	Total Cost	BIL Funds Contract	Towes	Project Description
Elkhart	2024				\$763,800	\$42,433	\$42,433	\$848,667		\$0	NPE Rollover
Elkhart	2024					\$1,325	\$1,325	\$28,500		\$25,175	Construct Taxilane and 10-unit T-hanger, Phase 1 reimbursement
Elkhart	2024										Air Traffic Control Tower Improvements
Elkhart	2025	\$450,000		\$1,350,000		\$100,000	\$100,000	\$2,000,000			Rehabilitate RW 18/36 - Construction
Elkhart	2025				\$294,000	\$16,333	\$16,333	\$326,667			Construct Taxilane and 10-unit T-hanger, Phase 2 reimbursement
Elkhart	2026	\$150,000	\$329,312			\$26,628	\$26,628	\$532,569			Land Acquisition for Approach Protection, Easements and Parcels 67 & 77 -
Elkhart	2026				\$294,000	\$16,333	\$16,333	\$326,667			Construct Taxilane and 10-unit T-hanger, Phase 3 reimbursement
Elkhart	2027	\$122,283				\$6,794	\$6,794	\$135,870			Runway 18-36 Lighting Rehabilitation - Design
Elkhart	2028	\$177,717		\$632,283		\$45,000	\$45,000	\$900,000			Runway 18-36 Lighting Rehabilitation - Construction
Elkhart	2029	\$120,000				\$6,667	\$6,667	\$133,333			Taxiway D Lighting Rehabilitation - Environmental/Design
Elkhart	2029	\$30,000	\$75,000			\$5,833	\$5,833	\$116,667			Taxiway D Pavement Rehabilitation - Environmental/Design

